



Complete Specification Sheet

Uniform Ingrade

LINEAR
LED



Uniform Ingrade

Floor, Wall, Ceiling, Flexible Linear



Specifications

Category	Flexible Linear
Series	Uniform Thin Line
Family	Static White
IP Rating	IP68
CRI	90-97
CCT Options	1800K - 6500K
Input Voltage	24V DC
Width	0.41in (10.5mm)
Height	0.17in (4.0mm)
Width w/ End Cap	0.48in (12.2mm)
Height w/ End Cap	0.25in (6.4mm)
Cut Intervals	1.64in (41.7mm)
Beam Angle	120°
Lumens per Foot	97-404 lm/ft
Life Expectancy	50,000 Hour Life (L70)
Storage Temp.	-4°F (-20°C) to 158°F (70°C)
Operating Temp.	-4°F (-20°C) to 140°F (60°C)

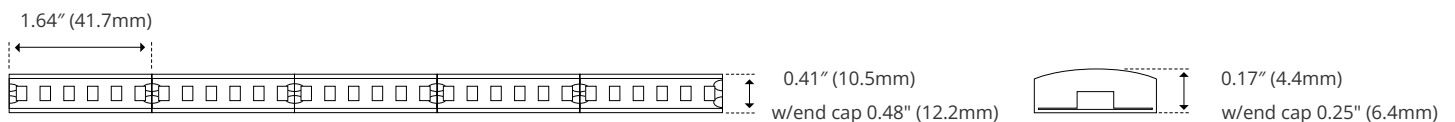
Features

- Uses U2835 Diodes
- Create a Custom Fixture with Kelvix Channels
- 5-Year Warranty
- UL-Listed for Indoor and Outdoor
- 3M™ Industrial Adhesive Backing
- For Use with 24V Power Supplies
- Dimmable using Kelvix Power Supplies
- IP68
- Offering 1-Step, 2-Step, and 3-Step SDCM

Description

Our Uniform series provides single bin color consistency in a robust IP68 jacket. Uniform Ingrade is meant to pair with our Floor/Wall/Ceiling channels to provide a walk-over rated light source.

Dimensions



Kelvix reserves the right to update the product specifications at any time. To maintain warranty, field modifications must follow approved Kelvix installation instruction.
 Conforms to ANSI/UL Standard 2108
 Certified to CAN/CSA Standard C22.2 No. 250.2

Fixture Type _____

Project Name _____

Location _____

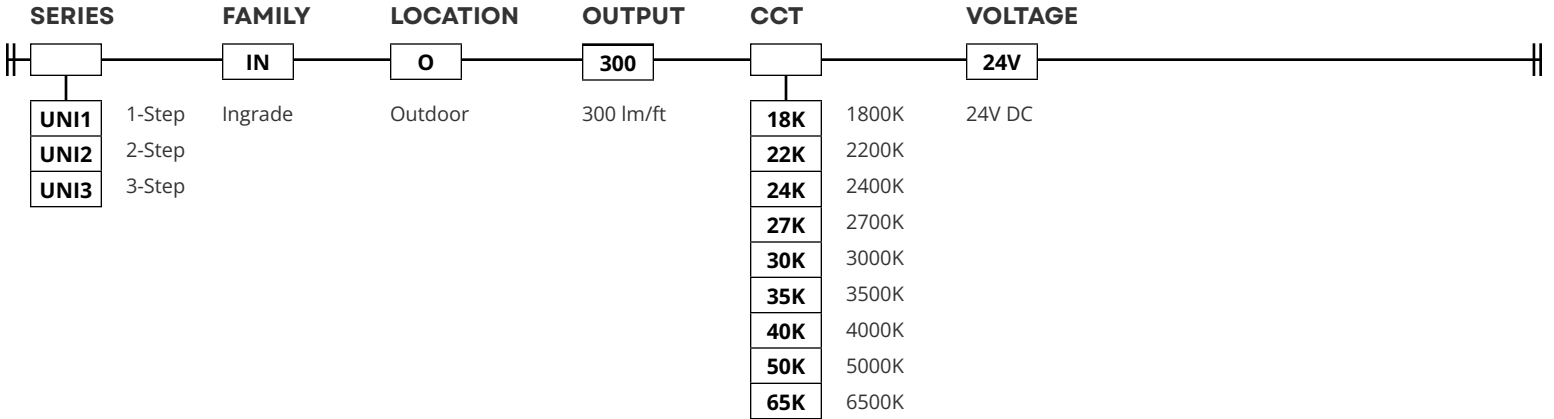


Product Code Builder

Uniform Ingrade

Product Code Builder

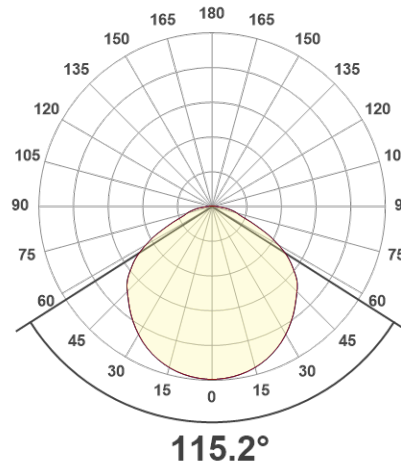
Example: UNI1-IN-O-300-18K-24V-NA



OUTPUT AND CCT

Output (lm/ft)		300 (lm/ft)		
		1-Step	2-Step	3-Step
Lumens (per ft)	1800K	238	258	297
	2200K	293	317	323
	2400K	295	320	333
	2700K	304	329	346
	3000K	343	372	357
	3500K	399	433	369
	4000K	358	388	375
	5000K	337	365	378
	6500K	359	389	394
Wattage1 (per ft)		2.8	2.8	2.6
Efficiency (lm/W)		123	133	137
Max Run Length (ft)		27	27	27

POLAR PLOT



Power consumption based on average wattage per foot. Refer to Power Chart on next page(s) for details.

Kelvix reserves the right to update the product specifications at any time. To maintain warranty, field modifications must follow approved Kelvix installation instruction.
 Conforms to ANSI/UL Standard 2108
 Certified to CAN/CSA Standard C22.2 No. 250.2

Fixture Type _____

Project Name _____

Location _____



Lumen and Power Details

Uniform Ingrade

1 AND 2-STEP

3-STEP

TM30

	ft	300 (lm/ft)
Watts	1 ft	3.1
	2 ft	6.1
	3 ft	9.2
	4 ft	12.2
	5 ft	15.2
	6 ft	18.2
	7 ft	21.1
	8 ft	24.0
	9 ft	26.8
	10 ft	29.5
	11 ft	32.3
	12 ft	34.9
	13 ft	37.5
	14 ft	40.1
	15 ft	42.6
	16 ft	45.0
	17 ft	47.4
	18 ft	49.6
	19 ft	51.8
	20 ft	53.9
	21 ft	56.0
	22 ft	58.0
	23 ft	60.0
	24 ft	61.8
	25 ft	63.7
	26 ft	65.4
	27 ft	67.0

	ft	300 (lm/ft)
Watts	1 ft	3.1
	2 ft	6
	3 ft	8.9
	4 ft	11.8
	5 ft	14.5
	6 ft	17.2
	7 ft	19.8
	8 ft	22.4
	9 ft	24.8
	10 ft	27.2
	11 ft	29.5
	12 ft	31.8
	13 ft	33.9
	14 ft	36
	15 ft	38
	16 ft	40
	17 ft	41.8
	18 ft	43.6
	19 ft	45.3
	20 ft	47
	21 ft	48.6
	22 ft	50.1
	23 ft	51.5
	24 ft	52.8
	25 ft	54.1
	26 ft	55.3
	27 ft	56.4

	@ 30K	CRI	Rf	Rg	R9
300 lm/ft	1-Step	96.9	94.4	101.9	98.0
	2-Step	97.6	94.8	102.1	97.0
	3-Step	95.3	91.2	98.5	73.0

OUTPUT AND CCT

Output (lm/ft)	300 (lm/ft)			
	1-Step	2-Step	3-Step	
Lumens (per ft)	1800K	238	258	297
	2200K	293	317	323
	2400K	295	320	333
	2700K	304	329	346
	3000K	343	372	357
	3500K	399	433	369
	4000K	358	388	375
	5000K	337	365	378
	6500K	359	389	394
Wattage1 (per ft)	2.8	2.8	2.6	
Efficiency (lm/W)	123	133	137	
Max Run Length (ft)	27	27	27	

Kelvix reserves the right to update the product specifications at any time. To maintain warranty, field modifications must follow approved Kelvix installation instruction.
 Conforms to ANSI/UL Standard 2108
 Certified to CAN/CSA Standard C22.2 No. 250.2

Fixture Type _____
 Project Name _____
 Location _____



Factory-Made Leads and Connectors

Uniform Series

Pre-soldered factory-assembled leads and connectors for standard LED Linear.
(Can be shipped loose/unsoldered upon request)

Product Code Builder

Example: FML-2C-2

SERIES **CONDUCTORS²** **LENGTH¹**

FML Factory-Made Lead

2C	2 Conductor
3C	3 Conductor
4C	4 Conductor
5C	5 Conductor
6C	6 Conductor

2	2ft (24.0in)
6	6ft (72.0in)
12	12ft (144.0in)
20	20ft (240.0in)

72" Standard Length (or specify custom length)

SERIES **CONDUCTORS²** **LENGTH¹**

FMC Factory-Made Connectors

2C	2 Conductor
3C	3 Conductor
4C	4 Conductor
5C	5 Conductor
6C	6 Conductor

3I	3in (76.2mm)
6I	6in (152.4mm)
12I	12in (304.8mm)

3" Standard Length (or specify custom length)

SERIES **CONDUCTORS²** **CONNECTOR** **LENGTH¹** **I/O**

FML Lead with DC Plug

2 Conductor

2.1mm ID DC Barrel

1	1ft (12.0in)
6	6ft (72.0in)
20	20ft (240.0in)

M	Male (Input)
F	Female (Output)

72" Standard Length (or specify custom length)

CONDUCTORS EXPLAINED:

# of Conductors	Illumination Family	Channels	Guage	Diameter
2	Single Color (Static White)	1	20AWG	4.5mm
3	CCT, TX (Color Tuning and Pixel)	2	20AWG	4mm
4	RGB	3	20AWG	4mm
5	RGB/W	4	20AWG	4mm
6	RGB/CT	5	20AWG	4mm

¹Consult Kelvix for custom lengths

²Lead and connector conductors will match LED Linear conductors. Options shown for ease.

Kelvix reserves the right to update the product specifications at any time. To maintain warranty, field modifications must follow approved Kelvix installation instruction.

Conforms to ANSI/UL Standard 2108

Certified to CAN/CSA Standard C22.2 No. 250.2

Fixture Type _____

Project Name _____

Location _____