




Complete Specification Sheet

CrossBar Wall Washing



CrossBar Wall Washing

Modern Drop Crystal Lens T-Grid Fixture



Specifications

Category	Fixture
Series	CrossBar
Family	Wall Washing
Watts per Foot	6.5W/ft
Lumens per Foot	550lm/ft
Lumens per Watt	84lm/W
Environment	IP67
CRI	90+
CCT Options	2700K, 3000K, 3500K, 4000K
Input Voltage	24V DC
Lengths	2', 4' Lengths
Width	1.00in (25.4mm)
Height	0.79in (20.0mm)
Max Run Length	12ft
Beam Angle	120°
Storage Temp.	-20°F (-29°C) to 158°F (70°C)
Operating Temp.	-20°F (-29°C) to 104°F (40°C)

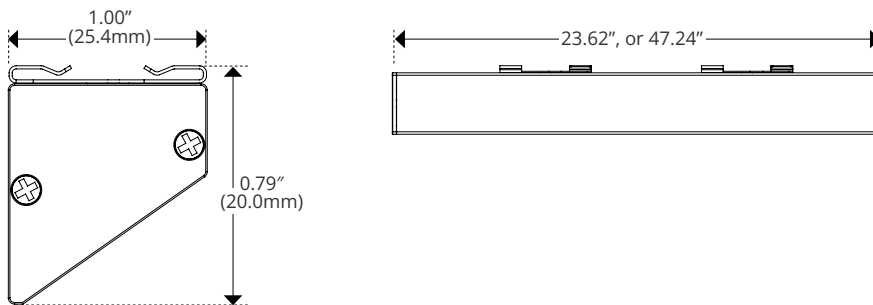
Features

- 35° Lens Facing
- Easily Mounts to Existing Grid
- Fast Installation
- Integrated Seismic Strap
- UL Listed
- 50,000 Hour Life
- Multi-Volt 24VDC Remote Driver (Sold Separately)

Description

CrossBar provides seamless illumination upon either axis of a drop ceiling system, requiring no modifications to an existing T-grid.

Dimensions



Kelvix reserves the right to update the product specifications at any time. To maintain warranty, field modifications must follow approved Kelvix installation instruction.
Conforms to ANSI/UL Standard 2108
Certified to CAN/CSA Standard C22.2 No. 250.2

Fixture Type _____

Project Name _____

Location _____



Mounting Details

CrossBar

IMAGE

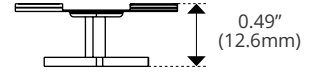
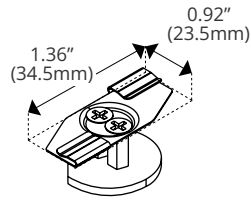
SPECIFICATIONS

DIMENSIONS

9/16" Grid Drop Tile



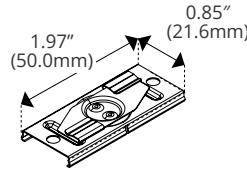
9D	
Length	0.92in (23.5mm)
Width	1.36in (34.5mm)
Height	0.49in (12.6mm)



9/16" Grid Flat Tile



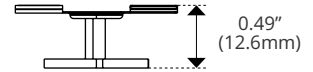
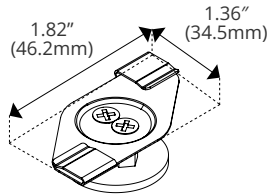
9F	
Length	1.97in (50.0mm)
Width	0.85in (21.6mm)
Height	0.25in (6.4mm)



15/16" Grid Drop Tile



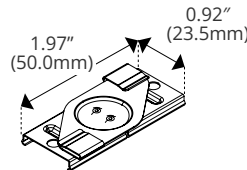
15D	
Length	1.82in (46.2mm)
Width	1.36in (34.5mm)
Height	0.49in (12.6mm)



15/16" Grid Flat Tile



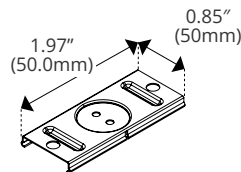
15F	
Length	1.97in (50.0mm)
Width	0.92in (23.5mm)
Height	0.27in (6.8mm)



Surface



SM	
Length	1.97in (50.0mm)
Width	0.85in (50mm)
Height	0.16in (4.2mm)



Kelvix reserves the right to update the product specifications at any time. To maintain warranty, field modifications must follow approved Kelvix installation instruction.
 Conforms to ANSI/UL Standard 2108
 Certified to CAN/CSA Standard C22.2 No. 250.2

Fixture Type _____

Project Name _____

Location _____



Power and Feed Options

CrossBar

IMAGE

SPECIFICATIONS

DIAGRAM

Power Lead



Length 6ft (1.83m)

REQUIRED ITEM Connects a CrossBar or group of CrossBar fixtures to the power supply.

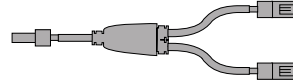


Y-Split Connector



Length 8in (200mm)

Required to connect each additional CrossBar in a series of fixtures to a single power supply.



Jump Connector



Length 6ft (1.83m)

Connects Y-Split connectors and the final fixture in the series. Do not connect CrossBar directly to another CrossBar with jump connectors.

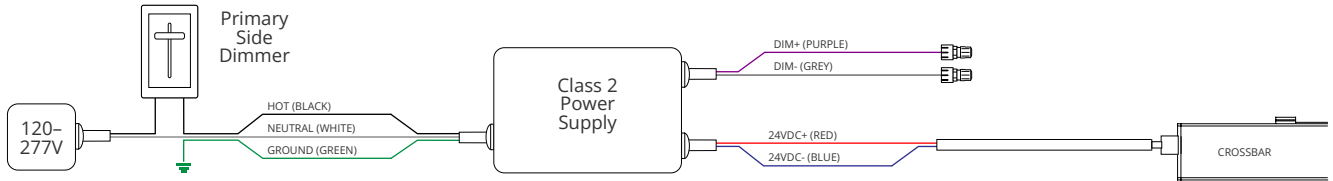




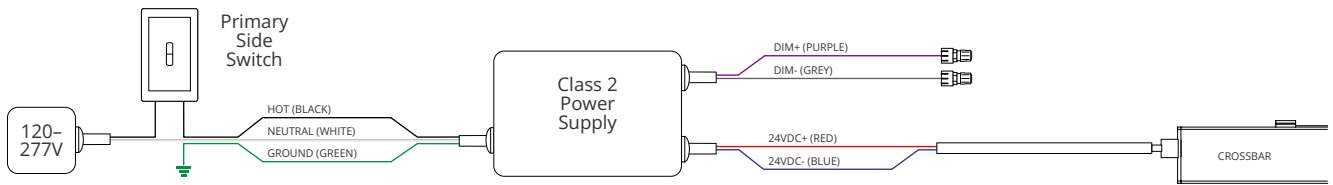
Wiring Options

CrossBar

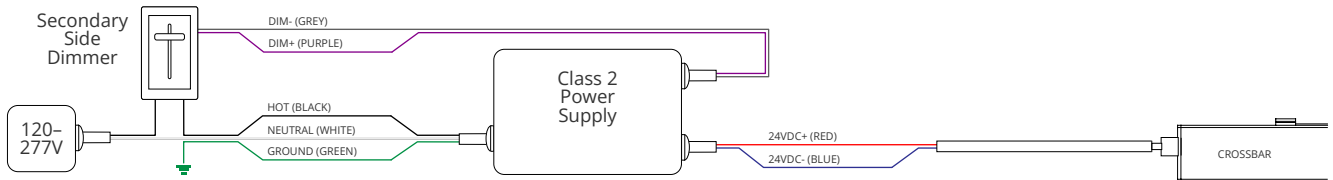
PRIMARY SIDE DIMMING (120V ONLY)



PRIMARY SIDE SWITCHING (120-277V)



0-10V DIMMING (120-277V)



Kelvix reserves the right to update the product specifications at any time. To maintain warranty, field modifications must follow approved Kelvix installation instruction.
 Conforms to ANSI/UL Standard 2108
 Certified to CAN/CSA Standard C22.2 No. 250.2

Fixture Type _____

Project Name _____

Location _____