




# Complete Specification Sheet

## CH-725

RIGID  
CHANNEL

### Channel 725

Extruded Aluminum Mounting Channel



#### Specifications

Category	Rigid Channel
Series	Aisles
Family	CH-725
Width	2.50in (63.5mm)
Internal Width	0.40in (10.2mm)
Height	0.50in (12.7mm)
Material	Aluminum

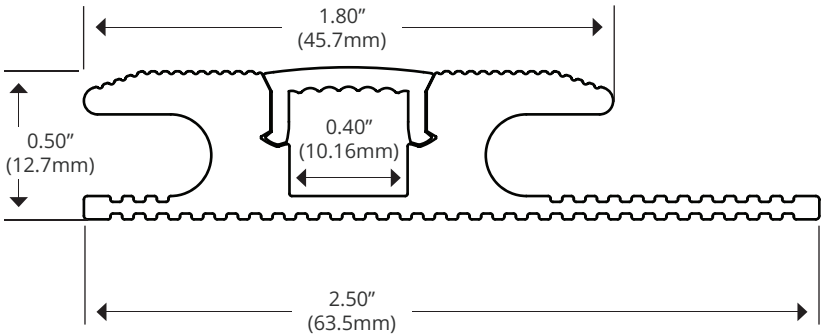
#### Features

- Available in 2 Meter Sections
- Extruded Aluminum Construction
- Anodized Matte Finish
- Consult Factory for Custom Lengths & Finishes

#### Application



#### Dimensions



#### Options

Silver Finish	S
Black Finish	B
Clear Lens	CL
Frosted Lens	FR
White Lens	WH
Surface Mount	SF
End Caps	EC

Kelvix reserves the right to update the product specifications at any time. To maintain warranty, field modifications must follow approved Kelvix installation instruction.

Fixture Type \_\_\_\_\_

Project Name \_\_\_\_\_

Location \_\_\_\_\_



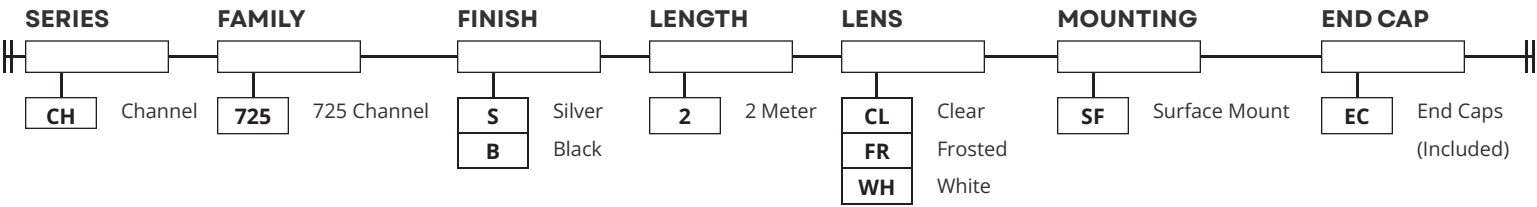
# Product Code Builder

## CH-725

RIGID  
CHANNEL

### Product Code Builder

Example: CH-725-S-2-CL-SF-EC



FINISH	LENS	END CAP
<div>Silver</div>	<div>Clear</div> 90% Light Transmission	<div>Silver</div> With / Without Hole
<div>Black</div>	<div>Frosted</div> 75% Light Transmission	<div>Black</div> With / Without Hole
	<div>White</div> 35% Light Transmission	

Kelvix reserves the right to update the product specifications at any time. To maintain warranty, field modifications must follow approved Kelvix installation instruction.

Fixture Type

Project Name

Location