




Complete Specification Sheet

Zolo 7 AC RGBW Combined

ZOLO



Zolo™ 7 AC RGBW Combined

Line Voltage Washer / Grazer



Specifications

| | |
|-----------------|-------------------------------------|
| Category | Fixture |
| Series | Zolo 7 AC |
| Family | RGBW Combined |
| Watts per Foot | 15 W/ft |
| IP Rating | IP66 |
| CRI | 80 |
| CCT Options | RGB + 2700K, 3000K, 3500K, or 4000K |
| Input Voltage | 120 - 277VAC |
| Max Run Length | 50ft @ 120V AC, 80ft @ 277V AC |
| Beam Angle | 20°, 25°, 35°, 50° |
| Lumens per Foot | 600 lm/ft |
| Storage Temp. | -22°F (-30°C) to 140°F (60°C) |
| Operating Temp. | 14°F (-10°C) to 122°F (50°C) |
| Dimming Options | DMX/RDM |

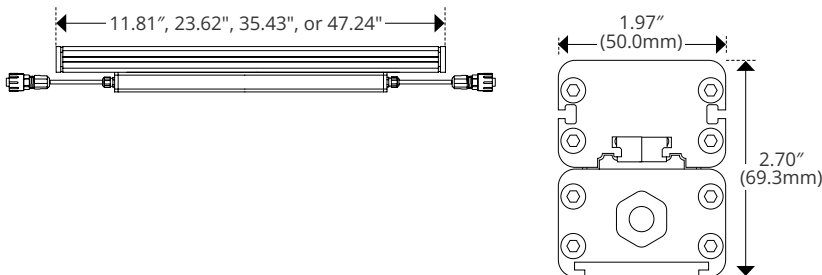
Features

- High Purity Tempered Glass
- Extruded Aluminum Alloy Housing
- Available in Titanium Gray, Black, or White Finish
- Daisy Chain Multiple Fixtures
- IP66 Outdoor Rated
- Louver Options Available

Description

The AC Zolo 7 is the first line voltage option in our flagship grazing series. Available with a variety of optics, accessories, and color temperature options without the need for remote drivers.

Dimensions



Kelvix reserves the right to update the product specifications at any time. To maintain warranty, field modifications must follow approved Kelvix installation instruction.
 Conforms to ANSI/UL Standard 1598
 Certified to CAN/CSA Standard C22.2 No. 250.0

Fixture Type _____

Project Name _____

Location _____

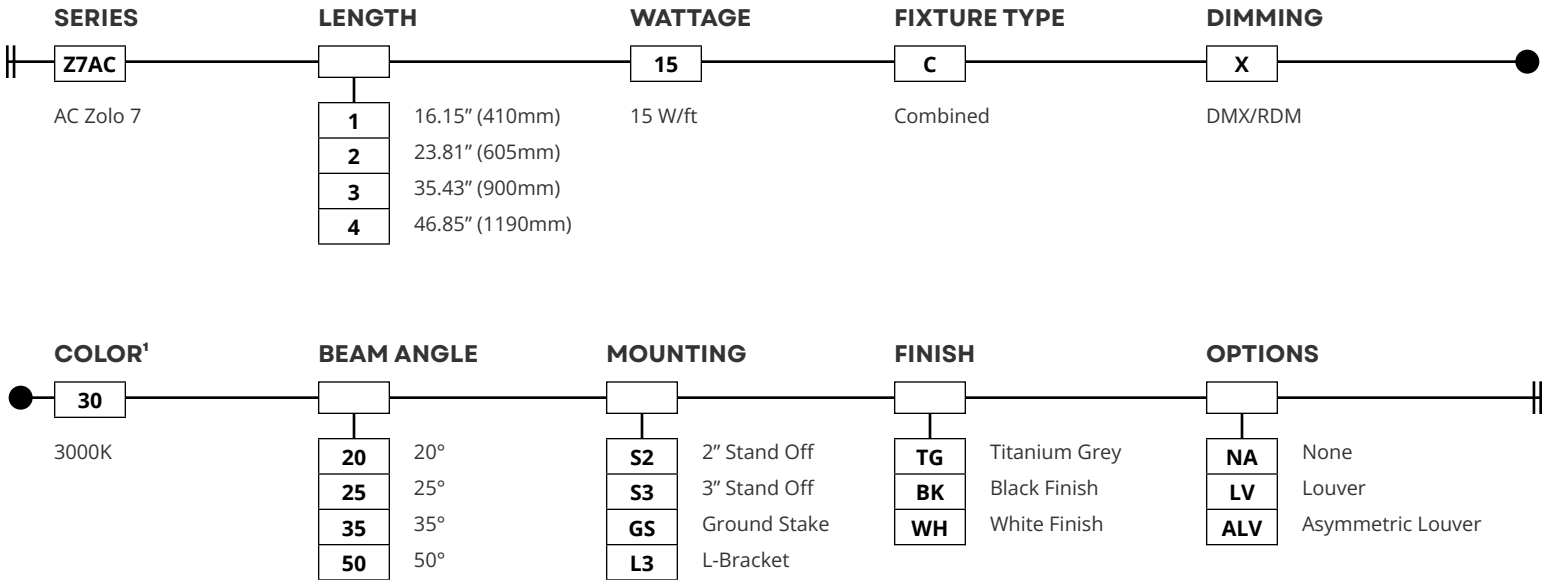


Product Code Builder

Zolo 7 AC RGBW Combined

Product Code Builder

Example: Z7AC-1-15-C-X-30-25-S2-TG-NA



¹Other options available, consult factory.

MOUNTING

2" Stand Off



S2

L-Bracket



L3

3" Stand Off



S3

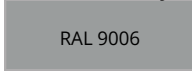
Ground Stake



GS

FINISH

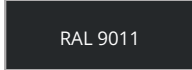
Titanium Grey



RAL 9006

TG

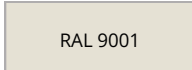
Black



RAL 9011

BK

White



RAL 9001

WH

OPTIONS

Louver



LV

Asymmetric Louver



ALV

Kelvix reserves the right to update the product specifications at any time. To maintain warranty, field modifications must follow approved Kelvix installation instruction.
 Conforms to ANSI/UL Standard 1598
 Certified to CAN/CSA Standard C22.2 No. 250.0

Fixture Type _____

Project Name _____

Location _____



Mounting Details

Zolo 7 AC Series

Mounting

TYPE

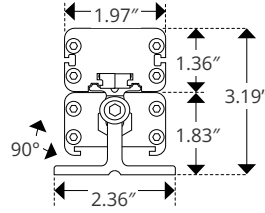
2" Stand Off



DESCRIPTION

| S2 | |
|--------------------------|-----------------|
| Width | 2.36in (60.0mm) |
| Length | 1.18in (30.0mm) |
| Height w/ Product | 3.19in (81.0mm) |
| Stand Off Height | 1.83in (46.4mm) |
| Rotation | 90° |

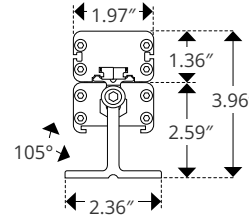
DIMENSIONS



3" Stand Off



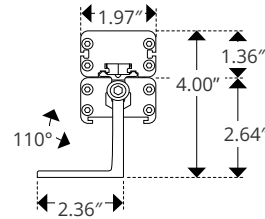
| S3 | |
|--------------------------|------------------|
| Width | 2.36in (60.0mm) |
| Length | 1.18in (30.0mm) |
| Height w/ Product | 3.96in (100.5mm) |
| Stand Off Height | 2.59in (66.0mm) |
| Rotation | 105° |



L-Bracket



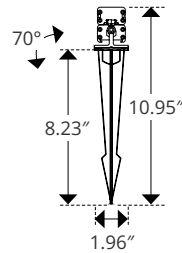
| L3 | |
|-------------------------|-----------------|
| Width | 2.36in (60.0mm) |
| Length | 1.18in (30.0mm) |
| Stand Off Height | 2.64in (66.9mm) |
| Rotation | 110° |



Ground Stake



| GS | |
|--------------------------|-------------------|
| Diameter (Width) | ø1.96in (50mm) |
| Diameter (Length) | ø1.96in (50mm) |
| Height | 8.23in (209.0mm) |
| Height w/ Product | 10.95in (278.3mm) |





Optional Accessories

Zolo 7 AC Series

Options

TYPE

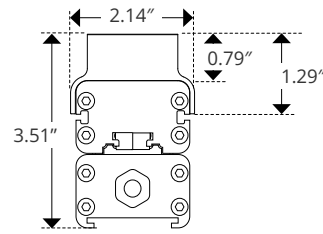
DESCRIPTION

DIMENSIONS

Louwer



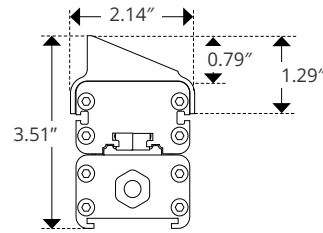
| | |
|-------------------------|-----------------|
| Width | 2.14in (54.0mm) |
| Stand Off Height | 0.79in (20.0mm) |
| Height w Product | 3.51in (89.3mm) |
| Height | 1.29in (33.0mm) |



Asymmetric Louwer



| | |
|-------------------------|-----------------|
| Width | 2.14in (54.0mm) |
| Stand Off Height | 0.79in (20.0mm) |
| Height w Product | 3.51in (89.3mm) |
| Height | 1.29in (33.0mm) |



Optional RDM Management Device

DMXcat-E



| | |
|-----------------------------|--|
| Width | 3.42in (86.97mm) |
| Height | 1.79in (45.57mm) |
| Length | 4.94in (125.38mm) |
| Communication | Bluetooth LE |
| Range | 100ft (30m) |
| Status LED Indicator | Two multicolor status LED indicators (one is the same as the original DMXcat, and the other is an Ethernet link light) |
| DMX Connectors | XLR-5M, XLR-5F, Din-5 (MIDI), XLR-3F (SMPTE), & EtherCon |
| Apps | DMXcat app available via App store or Google Play (requires Android OS 6.0+ or Apple iOS 13+) |
| Compliance | CE, RoHS, FCC |
| System Requirements | Bluetooth 4.0 or newer, Android 6.0 or newer (64-bit only) iOS 11 or newer (iPhone 6S or newer) |

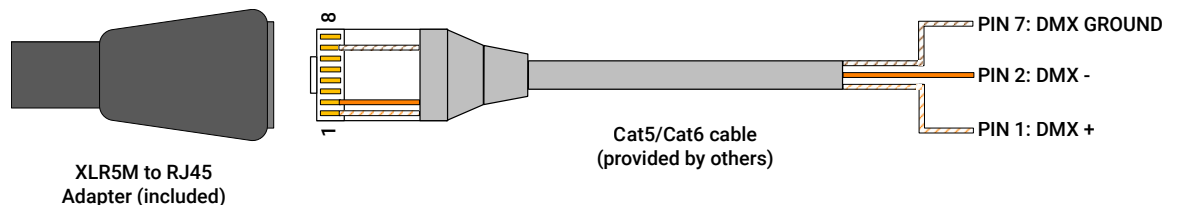
DMX CAT E DETAILS

Easily test, manage, and address your RDM fixtures using the DMXcat-E tool and its dedicated app.

Note: All DMX Zolo Fixtures will come factory preset to start at DMX address 1.

Use this accessory (or a similar RDM management device) for any other addressing needs.

XLR TO RJ45 WIRING DETAILS



Kelvix reserves the right to update the product specifications at any time. To maintain warranty, field modifications must follow approved Kelvix installation instruction.

Conforms to ANSI/UL Standard 1598

Certified to CAN/CSA Standard C22.2 No. 250.0

Fixture Type _____

Project Name _____

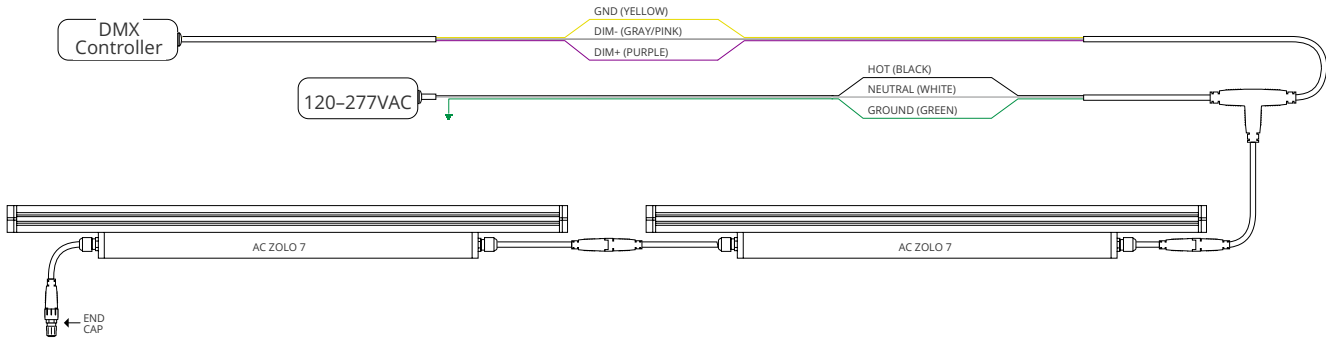
Location _____



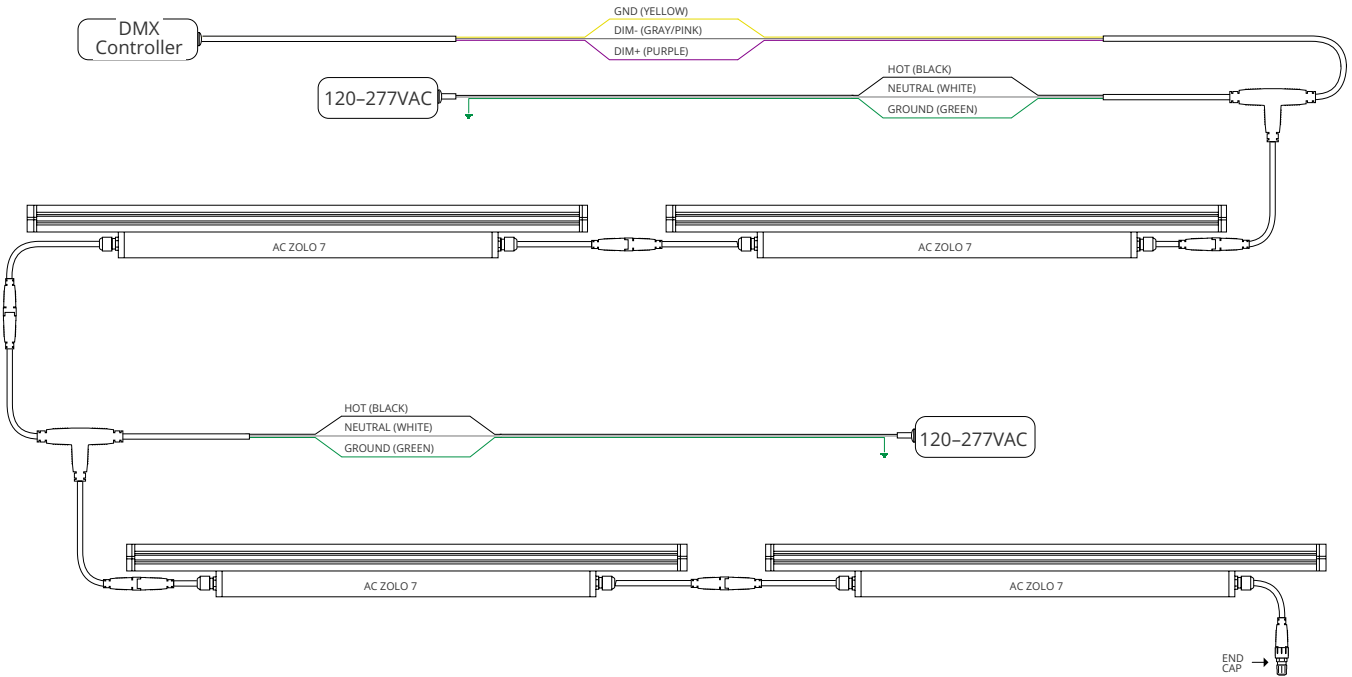
Daisy Chain Details

Zolo 7 AC Series

Multiple Fixtures



Multiple Power Sources



WIRE GAUGE INFORMATION

| Cable Type | Wire | Gauge | |
|----------------------------|----------|------------------|-------|
| Power Lead and T-Connector | 120V | Hot (Black) | 16AWG |
| | | Neutral (White) | 16AWG |
| | | Ground (Green) | 16AWG |
| | 0-10/DMX | Signal+ (Purple) | 20AWG |
| | | Signal- (Pink) | 20AWG |
| | | Ground (Yellow) | 20AWG |
| Connector | 120V | Hot (Black) | 16AWG |
| | | Neutral (White) | 16AWG |
| | | Ground (Green) | 16AWG |
| | DMX | Signal+ (Purple) | 22AWG |
| | | Signal- (Pink) | 22AWG |
| | | Ground (Yellow) | 22AWG |

Kelvix reserves the right to update the product specifications at any time. To maintain warranty, field modifications must follow approved Kelvix installation instruction.
 Conforms to ANSI/UL Standard 1598
 Certified to CAN/CSA Standard C22.2 No. 250.0

Fixture Type _____

Project Name _____

Location _____



Power and Connector Details

Zolo 7 AC RGBW Combined, Alternating

Connectors

TYPE

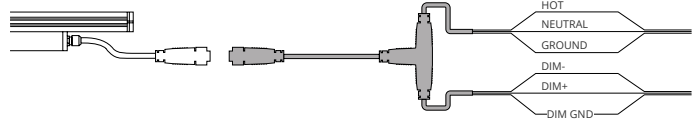
Power Lead



DESCRIPTION

| Order Code | Length |
|---------------------|--------------|
| Z-7AC-FML-6 | 6ft (1.8M) |
| Z-7AC-FML-20 | 20ft (6.1M) |
| Z-7AC-FML-50 | 50ft (15.2M) |

WIRING GUIDE



Connector



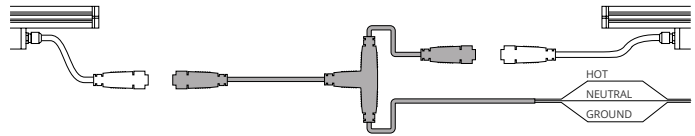
| Order Code | Length |
|--------------------|-------------|
| Z-7AC-FMC-1 | 1ft (0.30M) |
| Z-7AC-FMC-2 | 2ft (0.61M) |
| Z-7AC-FMC-6 | 6ft (1.8M) |



T-Connector



| Order Code |
|-------------------------|
| Z-7AC-TCONNECTOR |

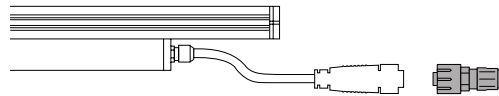


End Cap



| Order Code |
|----------------------|
| Z-7AC-END-DMX |

For DMX capable Zolo Product families

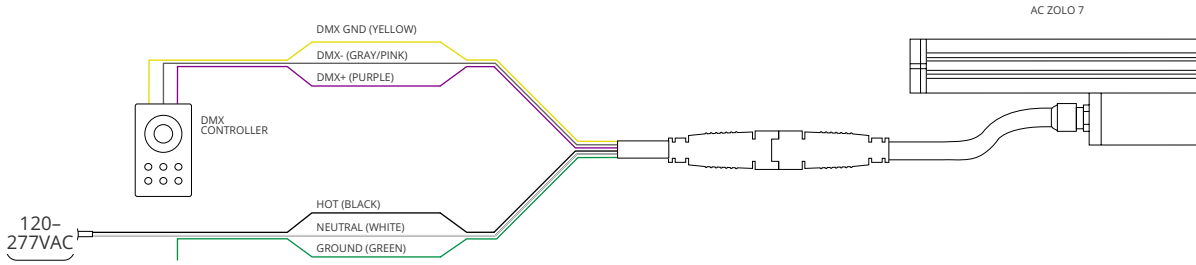




Wiring Options

Zolo 7 AC RGBW Combined, Alternating

DMX



Kelvix reserves the right to update the product specifications at any time. To maintain warranty, field modifications must follow approved Kelvix installation instruction.
 Conforms to ANSI/UL Standard 1598
 Certified to CAN/CSA Standard C22.2 No. 250.0

Fixture Type _____
 Project Name _____
 Location _____