


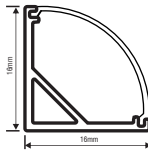
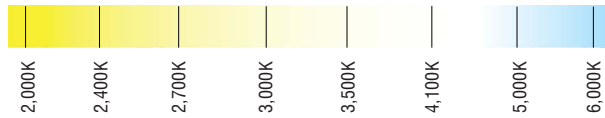


MELISSA 006

LINEAR EASY-SPEC™



KELVIN COLOR TEMPERATURE SCALE



Fixture Type: _____

Project: _____

Location: _____

FEATURES

- 100 to 1000 Lumens per Foot
- Field Replaceable Light Source
- 50,000 Hour Lamp Life
- Dimmable to 1%
- Anodized Finish
- Adjustable-Length Power Feed Included

SPECIFICATIONS

Input Voltage	24V DC / Constant Voltage
CRI	90+
Diode	Epistar
Dimming Options	PWM, Triac, 0-10V
Temp Range	-40°F to 149°F
Channel Height	16mm (5/8")
Channel Width	16mm (5/8")

PART NUMBER BUILDER

Example:

006-I-36-PL-35K-WH-CP-SV-ULV

Model	Setting	Length (Unlimited) ¹	Output	CCT	Lens	Mounting Method	Finish	Power Supply
006	I					CP	SV	ULV
006	I - Indoor	Inches	DL - 200+lm/ft DK - 400+lm/ft DV - 700+lm/ft VT - 1000+lm/ft RGBW-2 RGBW-3	24K - 2400 Kelvin 27K - 2700 Kelvin 30K - 3000 Kelvin 35K - 3500 Kelvin 40K - 4000 Kelvin 50K - 5000 Kelvin	NA - None WH - White	CP - Mounting Clips	SV - Silver (Custom Finishes Available)	ULV - Universal Power Supply ²

¹Light Source is installed in field allowing for unlimited run lengths

²120V = Forward Phase Dimming | 120/277 = 0-10V Dimming

For use with c us Light Source

Certified to CAN/CSA Standard C22.2 No. 250.0

