



# CH-501-A

## EXTRUDED ALUMINUM MOUNTING CHANNEL

Fixture Type: \_\_\_\_\_

Project: \_\_\_\_\_


Location: \_\_\_\_\_

### PRODUCT FEATURES

- Available in 2 meter sections
- Extruded aluminum construction
- Anodized matte finish
- Consult factory for custom lengths & finishes

### SPECIFICATIONS

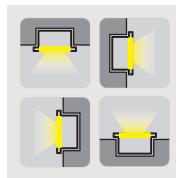
Model	CH-501-A
Length	78.74" (2m)
External Width (top)	0.938" (23.2mm)
External Width (bottom)	0.688" (17.1mm)
Internal Width	0.5" (12.2mm)
Height	0.313" (8mm)



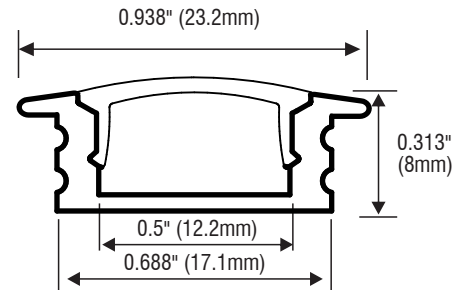
Clear lens (CL)  
Frosted lens (FR)  
White lens (WH)



End cap with hole  
End cap without hole



Applications



### ORDERING INFORMATION

Example: **CH501A-2-CL-RC-EC**

