

FIXTURE TYPE _____

PROJECT NAME _____

LOCATION _____



CH-3000

SURFACE/SUSPENDED OPTICAL CHANNEL



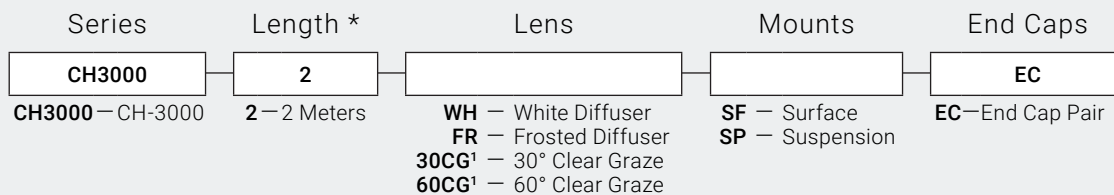
I Description

Available in 78.74" (2m) sections. Graze (30°/ 60°) or wash (90°) featured surfaces with no hotspots from multiple mounting directions. Store in temperature-controlled environment.

I Features

- Available In 78.74" (2m) Sections
- Two-Part Aluminum Construction with Preset, Adjustable Angles
- Flush Optical Lenses and Diffusers
- Multiple Mounting Options Available
- Anodized Matte Finish
- Straight and Angled Connectors Available to Create Long, Continuous Runs
- Consult Factory for Custom Lengths and Finishes

I Ordering Code Builder



* Customizable—Consult Factory

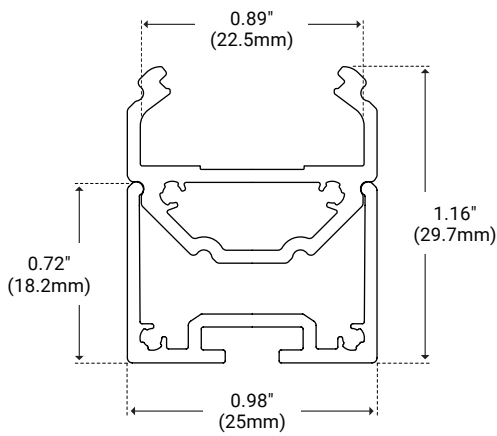
Example: CH3000-2-WH-SF-EC

¹ Compatible with Indoor Direct View products

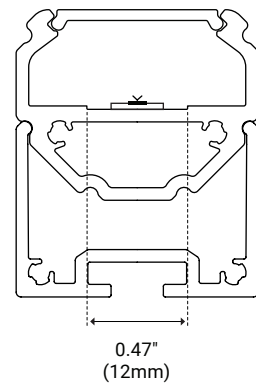
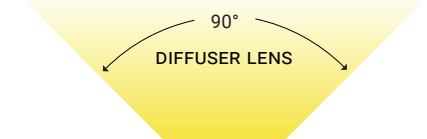
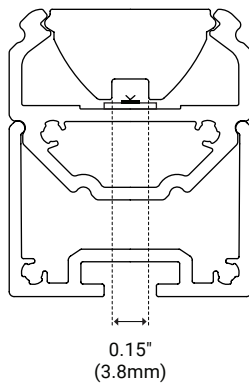
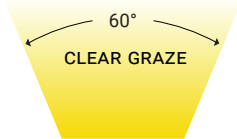
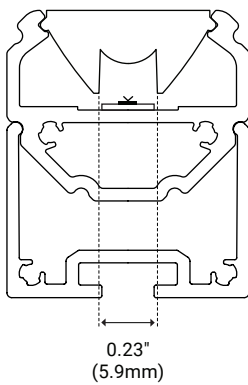
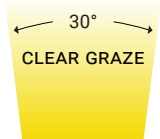
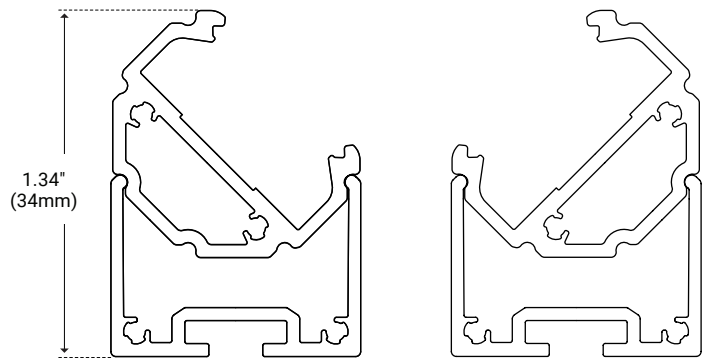
I Dimensions

Series	CH-3000
Length	78.74" (2m)
Width	0.98" (25mm)
Internal Width	0.89" (22.5mm)
Height	1.16" (29.7mm)
Angled Height	1.34" (34mm)

CHANNEL WITHOUT TILT



CHANNEL WITH 45° TILT



I Lens



White Diffuser

Unit Number	CH-LNS-AK-WH-2M	Ordering Code	WH
Dimension	L 78.74" (2m)	W 0.68" (17.3mm)	H 0.43" (1.1mm)
Light transmission	>52%		



Frosted Diffuser

Unit Number	CH-LNS-AK-FR-2M	Ordering Code	FR
Dimension	L 78.74" (2m)	W 0.68" (17.3mm)	H 0.43" (1.1mm)
Light transmission	>81%		



30° Clear Graze

Unit Number	CH-LNS-AK-30CG-335MM	Ordering Code	30CG
Dimension	L 13.19" (335mm)	W 0.68" (17.3mm)	H 0.35" (9mm)
Light transmission	>95%		



60° Clear Graze

Unit Number	CH-LNS-AK-60CG-335MM	Ordering Code	60CG
Dimension	L 13.19" (335mm)	W 0.68" (17.3mm)	H 0.35" (9mm)
Light transmission	>95%		

I Mounts



Suspension Kit

Unit Number	CH-MNT-AA-3M	Ordering Code	SP
Max Cable Length	L 118.11" (3m)		

I End Caps



End Cap Pair

Unit Number	CH-EC-3000	Ordering Code	EC
Top	L 0.07" (1.9mm)	W 0.98" (25mm)	H 0.77" (19.6mm)
Base	L 0.07" (1.9mm)	W 0.98" (25mm)	H 0.63" (16mm)
Description	Includes end cap pair with and without holes plus mounting screws.		

I Optional Accessories

Product	Unit Number	Description
Straight Connector	CH-CON-05-180	Secure two pieces of channel together to form a continuous run of light.
90° Connector Horizontal	CH-CON-05-90H	Secure two pieces of channel together to form a 90° horizontal corner.