



CH-242-M

EXTRUDED ALUMINUM MOUNTING CHANNEL

Fixture Type: _____

Project: _____


Location: _____

PRODUCT FEATURES

- Available in 2 meter sections
- Extruded aluminum construction
- Anodized matte finish
- Consult factory for custom lengths & finishes

SPECIFICATIONS

Model	CH-242-M
Length	78.74" (2m)
External Width	1.563" (39.7mm)
Internal Width	0.5" (13.2mm)
Overall Height	3.25" (83mm)




Aluminum Profile A



End Caps (EC)



Frosted Lens (FR)



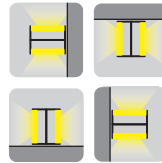
Aluminum Profile B



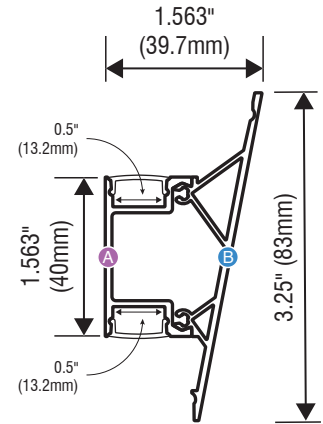
Clear Lens (CL)



White Lens (WH)



Applications



ORDERING INFORMATION

Example: **CH242M-2-WH-NA-EC**

