



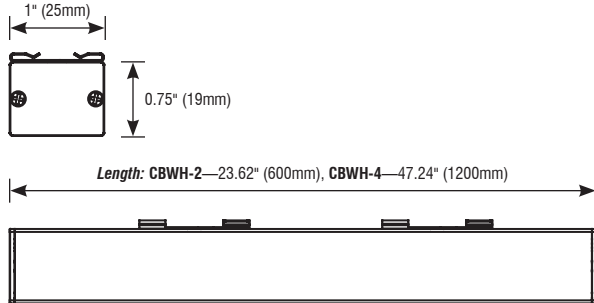
CrossBar™ WHITE LOUVER

T-GRID CEILING FIXTURE

Fixture Type: _____

Project: _____

Location: _____



PRODUCT FEATURES

- Low Contrast Parabolic Louver
- Easily Mounts to Existing Grid
- Fast Installation
- Integrated Seismic Strap
- UL Listed
- 50,000 Hour Life
- For Use with 24V Power Supplies

SPECIFICATIONS

Series	CBWH—CrossBar White Louver
Input Voltage	24 VDC
Watts	13W (2ft); 26W (4ft)
Lumens	1300 lm (2ft); 2600 lm (4ft)
Beam Angle	75°
Max Run Length	12 ft per Power Feed
Dimensions	1" (25mm) × 0.75" (19mm) × Variable
CRI	90+
Dimming Options	PWM, 0–10V, DMX, DALI, MLV, ELV
Temp Range	-20°F (-29°C) to 158°F (70°C)

ORDERING INFORMATION

Example: CBWH-650-27K-2-75-24V-WH-9D-NA

Item	Output	CCT	Length	Beam Angle	Voltage	Finish	Mounting	Option
CBWH	650			75	24V			NA
CBWH—CrossBar White Louver	650—650 lm/ft	27K—2700K 30K—3000K 35K—3500K 40K—4000K	2—2ft 4—4ft	75—75°	24V	WH—White WHM—White Antimicrobial	9D—9/16" Drop Tile 9F—9/16" Flat Tile 15D—15/16" Drop Tile 15F—15/16" Flat Tile SM—Surface Mount	NA

Conforms to ANSI/UL Standard 2108
Certified to CAN/CSA Standard C22.2 No. 250.0





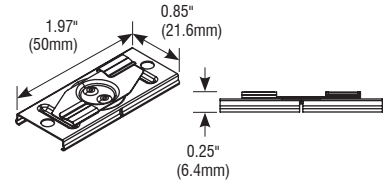
CrossBar™ MOUNTING OPTIONS

9/16" GRID FLAT TILE MOUNTS



SPECIFICATIONS

Model	CB-FT-9
Width	0.85" (21.6mm)
Length	1.97" (50mm)
Height	0.25" (6.4mm)

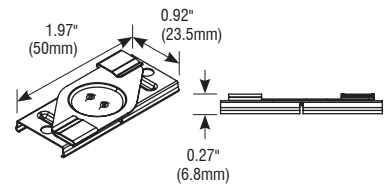


15/16" GRID FLAT TILE MOUNTS



SPECIFICATIONS

Model	CB-FT-15
Width	0.92" (23.5mm)
Length	1.97" (50mm)
Height	0.27" (6.8mm)

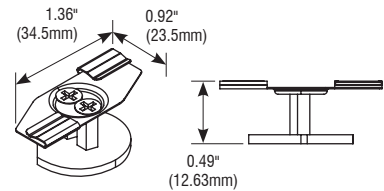


9/16" GRID DROP TILE MOUNTS



SPECIFICATIONS

Model	CB-DT-9
Width	1.36" (34.5mm)
Length	0.92" (23.5mm)
Height	0.49" (12.63mm)

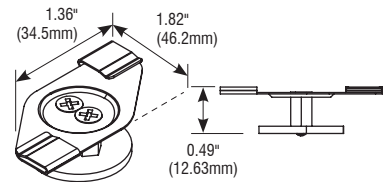


15/16" GRID DROP TILE MOUNTS



SPECIFICATIONS

Model	CB-DT-15
Width	1.36" (34.5mm)
Length	1.82" (46.2mm)
Height	0.49" (12.63mm)

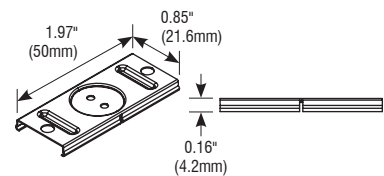


SURFACE MOUNTS



SPECIFICATIONS

Model	CB-SM
Width	1.97" (50mm)
Length	0.85" (21.6mm)
Height	0.16" (4.2mm)






CrossBAR™ POWER & CONNECT

POWER LEAD—REQUIRED ITEM

Connects a CrossBAR or group of CrossBAR fixtures to the power supply.



SPECIFICATIONS

Model	CB-FML-6
Length	6 ft (1.83m)

Y-SPLIT CONNECTOR

Required to connect each additional CrossBAR in a series of fixtures to a single power supply.




SPECIFICATIONS

Model	CB-FMC-Y2
Length	8" (200mm)

JUMP CONNECTOR

Connects Y-split connectors and the final fixture in the series. Do not connect CrossBAR directly to another CrossBAR with Jump connectors.



SPECIFICATIONS

Model	CB-FMC-6
Length	6 ft (1.83m)

