

FIXTURE TYPE _____

PROJECT NAME _____

LOCATION _____



Uniform ThinLine™ (Indoor)

EXTRA THIN INDOOR TAPE



I Description

Our Uniform series provides single bin, 3 step color consistency across every single output option. Uniform Thin Line provides a solution for projects with exceptionally small dimensional requirements.

I Features

- Uses U2835 Diode
- Create a Custom Fixture with Kelvix Channels
- 5-Year Warranty
- UL-Listed
- 3M™ Industrial Adhesive Backing
- For Use with 24V Power Supplies
- Dimmable using Kelvix Power Supplies

I Series Spec

Series	UNI-TL
Temp/Colors*	1800K–6500K
Input Voltage	24V DC/Constant Voltage
Beam Spread	120°
CRI	Ra 90+, R9 70+
Diode	2835
Diode Pitch	168 LED/m
Binning Tolerance*	ANSI 3Step
Cut Intervals	1.41" (35.7mm)
Dimensions	0.20" (5.0mm) × 0.07" (1.8mm)
Operating Temp.	-4°F (-20°C) to 140°F (60°C)
Storage Temp.	-4°F (-20°C) to 158°F (70°C)

I Product Code Builder

Series	Location	Output*	Temp/Color*	Voltage	Modification
UNI-TL	I			24V	NA
UNI-TL—Uniform Thin Line	I—Indoor	100—100 lm/ft 200—200 lm/ft 300—300 lm/ft	18K — 1800K 22K — 2200K 24K — 2400K 27K — 2700K 30K — 3000K 35K — 3500K 40K — 4000K 50K — 5000K 65K — 6500K	24V—24V DC	NA—None

Example: UNI-TL-I-100-18K-24V-NA

* Customizable—Consult Factory

Conforms to ANSI/UL Standard 2108
Certified to CAN/CSA Standard C22.2 NO. 250.0

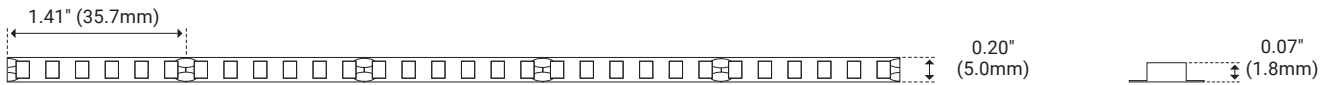


I Series Data

Output (lm/ft)		UNI-TL 100	UNI-TL 200	UNI-TL 300
Lumens (per ft)	1800K	87	175	254
	2200K	95	190	276
	2400K	98	196	285
	2700K	102	204	296
	3000K	105	210	305
	3500K	108	217	315
	4000K	110	220	320
	5000K	111	223	324
	6500K	116	232	336
Wattage ¹ (per ft)		0.9	1.9	2.8
Efficiency (lm/W)		117	112	111
Max Run Length (ft)		37	24	21

¹Power consumption based on average wattage per foot. Refer to Power Chart on page 4 for details.

I Dimensions



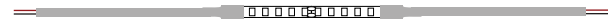


I Power Feed Accessories*

Lead



Unit Number	Length
FML-2C-1	12.00" (305.0mm)
FML-2C-2	24.00" (0.60m)
FML-2C-3	36.00" (0.91m)
FML-2C-6	72.00" (1.82m)
FML-2C-12	144.00" (3.65m)
FML-2C-15	180.00" (4.57m)
FML-2C-20	240.00" (6.09m)

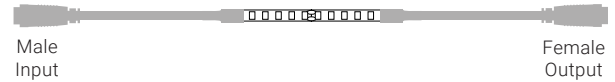


For leads on both input and output, specify 2x FML-xC-xx per run.

Lead with DC Plug



Unit Number	Length
FML-2C-DC-1-M	12.00" (305.0mm)
FML-2C-DC-1-F	12.00" (305.0mm)
FML-2C-DC-6-M	72.00" (1.82m)
FML-2C-DC-6-F	72.00" (1.82m)
FML-2C-DC-10-M	120.00" (3.04m)
FML-2C-DC-10-F	120.00" (3.04m)



Connector



Unit Number	Length
FMC-2C-1.5I	1.50" (38.0mm)
FMC-2C-3I	3.00" (76.0mm)
FMC-2C-6I	6.00" (152.0mm)
FMC-2C-9I	9.00" (228.0mm)
FMC-2C-1	12.00" (305.0mm)
FMC-2C-2	24.00" (0.60m)



* Customizable—Consult Factory

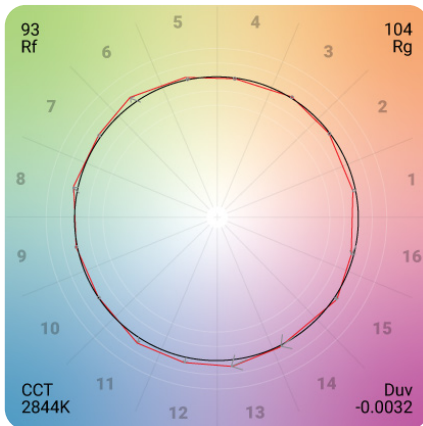


I Power Chart

		UNI-TL-100	UNI-TL-200	UNI-TL-300
Watts	1 ft	0.9	2	3
	2 ft	1.9	4.1	6.1
	3 ft	2.9	6.1	9.1
	4 ft	3.9	8.1	12.1
	5 ft	4.8	10.1	14.9
	6 ft	5.7	12	17.7
	7 ft	6.7	14	20.5
	8 ft	7.6	15.8	22.9
	9 ft	8.6	17.7	25.5
	10 ft	9.4	19.4	28
	11 ft	10.4	21.2	30.6
	12 ft	11.3	22.9	32.8
	13 ft	12.3	24.6	35.1
	14 ft	12.9	26.1	37.2
	15 ft	14	27.8	39.4
	16 ft	14.5	29.3	41.2
	17 ft	15.7	30.7	43.2
	18 ft	16.3	32.1	45.1
	19 ft	17.1	33.4	46.7
	20 ft	18.1	34.9	48.4
	21 ft	18.7	36.2	49.9
	22 ft	19.6	37.4	-
	23 ft	20.5	38.5	-
	24 ft	21.2	39.7	-
	25 ft	21.7	-	-
	26 ft	22.2	-	-
	27 ft	23.1	-	-
	28 ft	24	-	-
	29 ft	24.4	-	-
	30 ft	25.3	-	-
	31 ft	25.9	-	-
	32 ft	26.6	-	-
	33 ft	26.9	-	-
	34 ft	27.9	-	-
	35 ft	28	-	-
	36 ft	28.9	-	-
	37 ft	29.5	-	-



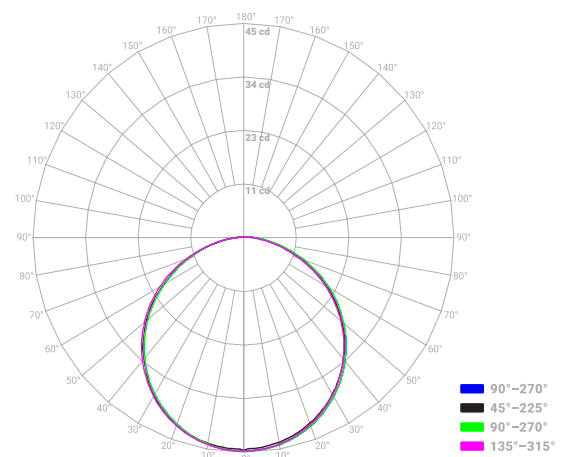
I Colorimetric Details (3000K)



I Photometric Details (3000K)

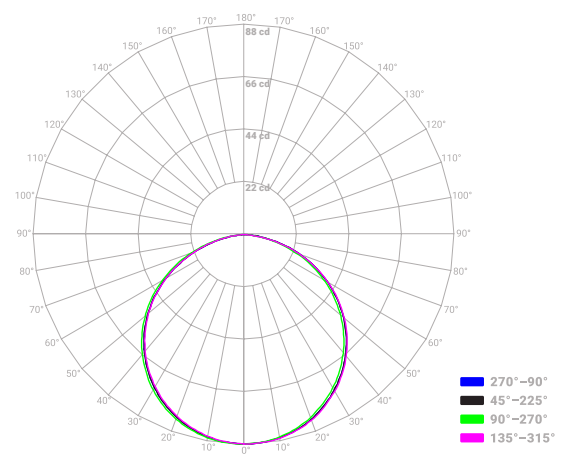
UNI-TL 100

Mtg Height	Light Level	Beam Diameter
1.00 ft	45.00 fc	3.11 ft
2.00 ft	11.25 fc	6.22 ft
3.00 ft	5.00 fc	9.32 ft
4.00 ft	2.81 fc	12.43 ft
5.00 ft	1.80 fc	15.54 ft
6.00 ft	1.25 fc	18.65 ft
8.00 ft	0.70 fc	24.86 ft
10.00 ft	0.45 fc	31.08 ft
12.00 ft	0.31 fc	37.29 ft
15.00 ft	0.20 fc	46.62 ft



UNI-TL 200

Mtg Height	Light Level	Beam Diameter
1.00 ft	87.50 fc	3.10 ft
2.00 ft	21.87 fc	6.20 ft
3.00 ft	9.72 fc	9.30 ft
4.00 ft	5.47 fc	12.40 ft
5.00 ft	3.50 fc	15.49 ft
6.00 ft	2.43 fc	18.59 ft
8.00 ft	1.37 fc	24.79 ft
10.00 ft	0.87 fc	30.99 ft
12.00 ft	0.61 fc	37.19 ft
15.00 ft	0.39 fc	46.48 ft





I Photometric Details (3000K)

UNI-TL 300

Mtg Height	Light Level	Beam Diameter
1.00 ft	138.02 fc	3.09 ft
2.00 ft	34.50 fc	6.18 ft
3.00 ft	15.34 fc	9.27 ft
4.00 ft	8.63 fc	12.36 ft
5.00 ft	5.52 fc	15.45 ft
6.00 ft	3.83 fc	18.54 ft
8.00 ft	2.16 fc	24.72 ft
10.00 ft	1.38 fc	30.90 ft
12.00 ft	0.96 fc	37.08 ft
15.00 ft	0.61 fc	46.35 ft

