

FIXTURE TYPE _____

PROJECT NAME _____

LOCATION _____



Uniform Dim to Warm (Indoor)

INCANDESCENT-LIKE INDOOR TAPE



I Description

Our Uniform series provides single bin, 3 step color consistency across every single output option. Uniform Dim to Warm replicates a incandescent dimming curve by shifting to a warmer CCT at its low levels.

I Features

- Uses U2835 Diode
- Create a Custom Fixture with Kelvix Channels
- 5-Year Warranty
- UL-Listed
- 3M™ Industrial Adhesive Backing
- For Use with 24V Power Supplies
- Dimmable using Kelvix Power Supplies

I Series Spec

Series	UNI-DW
Input Voltage	24V DC/Constant Voltage
Temp/Colors*	1800K–3000K
Beam Spread	120°
CRI	Ra 90+, R9 70+
Diode	2835
Diode Pitch	168 LED/m
Binning Tolerance*	ANSI 3Step
Cut Intervals	2.81" (71.4mm)
Dimensions	0.47" (12.0mm) × 0.07" (1.8mm)
Operating Temp.	-4°F (-20°C) to 140°F (60°C)
Storage Temp.	-4°F (-20°C) to 158°F (70°C)

I Product Code Builder

Series	Location	Output*	Temp/Color*	Voltage	Modification
UNI-DW	I		1830K	24V	NA
UNI-DW – Uniform Dim to Warm	I – Indoor	100 –100 lm/ft 300 –300 lm/ft 600 –600 lm/ft	1830K – 1800K–3000K	24V – 24V DC	NA – None

Example: UNI-DW-I-100-1830K-24V-NA

* Customizable—Consult Factory

Conforms to ANSI/UL Standard 2108
 Certified to CAN/CSA Standard C22.2 NO. 250.0

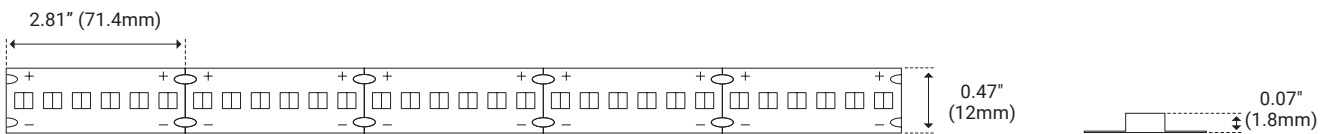


I Series Data

Output (lm/ft)	UNI-DW 100	UNI-DW 300	UNI-DW 600
Wattage ¹ (per ft)	1.4	3.2	5.7
Efficiency (lm/W)	71	94	105
Max Run Length (ft)	47	30	20

¹Power consumption based on average wattage per foot. Refer to Power Chart on page 3 for details.

I Dimensions



I Power Feed Accessories*

Lead



Unit Number	Length
FML-2C-1	12.00" (305.0mm)
FML-2C-2	24.00" (0.60m)
FML-2C-3	36.00" (0.91m)
FML-2C-6	72.00" (1.82m)
FML-2C-12	144.00" (3.65m)
FML-2C-15	180.00" (4.57m)
FML-2C-20	240.00" (6.09m)

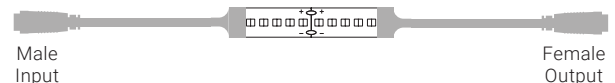
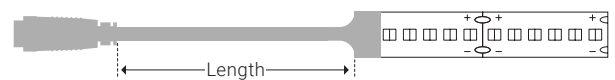


For leads on both input and output, specify 2x FML-xC-xx per run.

Lead with DC Plug



Unit Number	Length
FML-2C-DC-1-M	12.00" (305.0mm)
FML-2C-DC-1-F	12.00" (305.0mm)
FML-2C-DC-6-M	72.00" (1.82m)
FML-2C-DC-6-F	72.00" (1.82m)
FML-2C-DC-10-M	120.00" (3.04m)
FML-2C-DC-10-F	120.00" (3.04m)



Connector



Unit Number	Length
FMC-2C-1.5I	1.50" (38.0mm)
FMC-2C-3I	3.00" (76.0mm)
FMC-2C-6I	6.00" (152.0mm)
FMC-2C-9I	9.00" (228.0mm)
FMC-2C-1	12.00" (305.0mm)
FMC-2C-2	24.00" (0.60m)



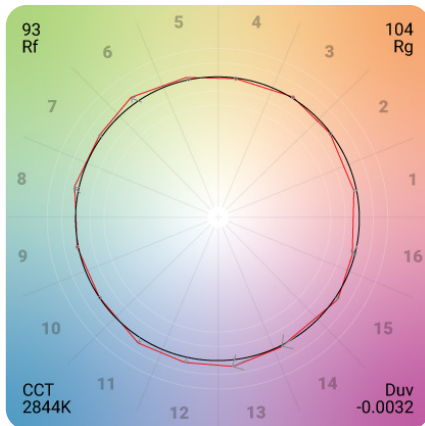


I Power Chart

		UNI-DW 100	UNI-DW 300	UNI-DW 600
Watts	1 ft	1.6	3.7	6.6
	2 ft	3.2	7.4	13
	3 ft	4.6	11	19.3
	4 ft	6.1	14.5	25.3
	5 ft	7.8	17.9	31.1
	6 ft	9.3	21.3	36.7
	7 ft	10.8	24.6	42.1
	8 ft	12.3	27.9	47.3
	9 ft	13.8	31	52.4
	10 ft	15.2	34.1	57.2
	11 ft	16.6	37.1	61.8
	12 ft	18.1	40.1	66.2
	13 ft	19.5	42.9	70.4
	14 ft	20.9	45.7	74.4
	15 ft	22.3	48.5	78.2
	16 ft	23.7	51.1	81.8
	17 ft	25	53.7	85.3
	18 ft	26.3	56.2	88.5
	19 ft	27.6	58.7	91.5
	20 ft	29	61.1	94.3
	21 ft	30.3	63.4	-
	22 ft	31.5	65.6	-
	23 ft	32.8	67.8	-
	24 ft	34	69.8	-
	25 ft	35.3	71.9	-
	26 ft	36.5	73.8	-
	27 ft	37.7	75.7	-
	28 ft	38.8	77.5	-
	29 ft	40	79.2	-
	30 ft	41.2	80.9	-
	31 ft	42.3	-	-
	32 ft	43.4	-	-
	33 ft	44.5	-	-
	34 ft	45.6	-	-
	35 ft	46.7	-	-
	36 ft	47.7	-	-
	37 ft	48.8	-	-
	38 ft	49.8	-	-
	39 ft	50.8	-	-
	40 ft	51.8	-	-
	41 ft	52.8	-	-
	42 ft	53.8	-	-
	43 ft	54.7	-	-
	44 ft	55.7	-	-
	45 ft	56.6	-	-
	46 ft	57.5	-	-
	47 ft	58.4	-	-



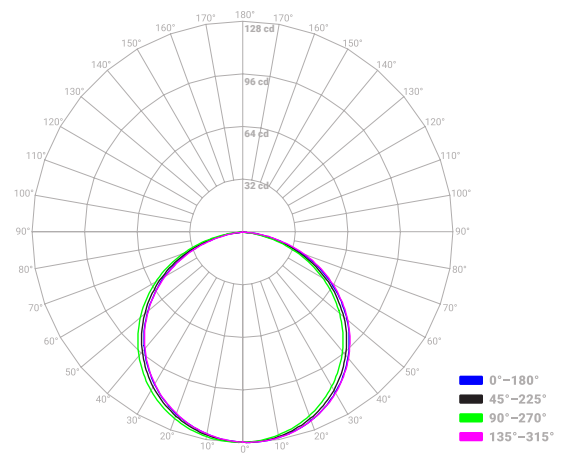
I Colorimetric Details (3000K)



I Photometric Details (3000K)

UNI-DW 300

Mtg Height	Light Level	Beam Diameter
1.00 ft	127.55 fc	3.18 ft
2.00 ft	31.89 fc	6.37 ft
3.00 ft	14.17 fc	9.55 ft
4.00 ft	7.97 fc	12.74 ft
5.00 ft	5.10 fc	15.92 ft
6.00 ft	3.54 fc	19.11 ft
8.00 ft	1.99 fc	25.48 ft
10.00 ft	1.28 fc	31.85 ft
12.00 ft	0.89 fc	38.22 ft
15.00 ft	0.57 fc	47.77 ft



UNI-DW 600

Mtg Height	Light Level	Beam Diameter
1.00 ft	379.42 fc	3.18 ft
2.00 ft	94.86 fc	6.35 ft
3.00 ft	42.16 fc	9.53 ft
4.00 ft	23.71 fc	12.71 ft
5.00 ft	15.18 fc	15.89 ft
6.00 ft	10.54 fc	19.06 ft
8.00 ft	5.93 fc	25.42 ft
10.00 ft	3.79 fc	31.77 ft
12.00 ft	2.63 fc	38.13 ft
15.00 ft	1.69 fc	47.66 ft

