



# Complete Specification Sheet

## ULV192

# ULV192

192 Watt  
24 Volt  
Class 2 Power Supply



### Specifications

<b>Category</b>	Power Supplies
<b>Series</b>	Universal (3in1)
<b>Family</b>	192W (2 x 96W)
<b>Input Voltage</b>	100-277V
<b>Output Voltage</b>	24 DC Constant Voltage
<b>Max Wattage</b>	192W
<b>Operating Temp.</b>	-13°F (-25°C) to 122°F (50°C)
<b>Dimming Options</b>	Triac, MLV, ELV, 0-10V, INC

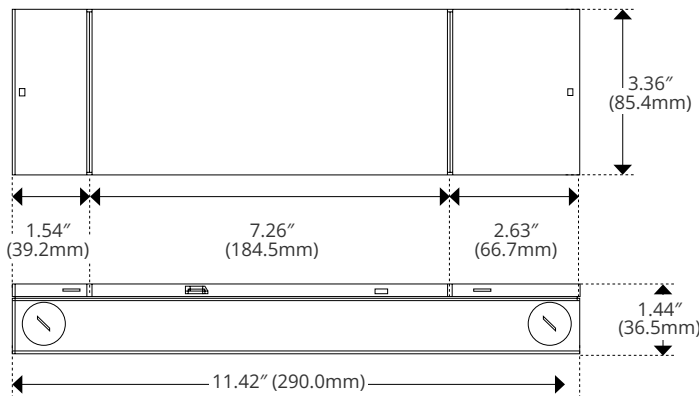
### Features

- 431 Hz / Flicker-free Dimming Down to 5%
- Incandescent, ELV, MLV, or 0-10V Dimming
- Two Independent 0-10V Inputs
- Protections: Short Circuit / Over Current / Over Voltage
- Free Air Convection Cooling
- Suitable for Dry / Damp Location
- UL-Listed Class 2

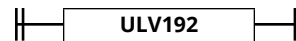
### Description

Indoor/Damp, Dual-Output, (2 x 96W) Class 2 Power Supply. 100-277V Input, with 0-10V, ELV, MLV and Incandescent dimming.

### Dimensions



### Order Code



Kelvix reserves the right to update the product specifications at any time. Field modifications will void Kelvix warranty  
Conforms to UL8750. Certified to CAN/CSA Standard C22.2 NO. 250.13

Fixture Type \_\_\_\_\_

Project Name \_\_\_\_\_

Location \_\_\_\_\_



# Product Details

## ULV192

### SPECIFICATION

Spec	ULV192	
<b>Input</b>		
Input Voltage	108 - 305V AC	
Rated Input Voltage - Phase Cut Dimming	120V AC	
Rated Input Voltage - No Phase Cut Dimming	120 - 277V AC	
Input Frequency	47 - 63Hz, 50/60 Typical	
Input Current	120V AC @ 100% Load	1.9A
	230V AC @ 100% Load	1A
	277V AC @ 100% Load	0.9A
<b>General Characteristics</b>		
Power Factor	120V AC	0.95 @ 30% - 100% Load
	230V AC	0.9 @ 50% - 100% Load
	277V AC	0.9 (@ 60% - 100% Load)
Total Harmonic Distortion	120V AC	20% @ 30% - 100% Load
	230V AC	20% @ 50% - 100% Load
	277V AC	20% @ 60% - 100% Load
Efficiency - Steady State	120V AC	90%
	230V AC	92%
	277V AC	92%
Turn On Delay Time, Cold Start, No Dimmer	0.3s Typical 0.5s Max	
<b>Output</b>		
Output Voltage	24V	
Output Current (per channel)	4A	
Output Power	192W	
Line Regulation	1%	
Ripple Voltage Full Load, Peak-to-Peak / Average	3%	
Output Voltage Overshoot when Turning Power On	2%	

Kelvix reserves the right to update the product specifications at any time. Field modifications will void Kelvix warranty  
 Conforms to UL8750. Certified to CAN/CSA Standard C22.2 NO. 250.13

Fixture Type \_\_\_\_\_

Project Name \_\_\_\_\_

Location \_\_\_\_\_



# Product Details

## ULV192

### SPECIFICATION

Spec	ULV192
<b>0-10V or Resistor Dimming</b>	
Can be used to dim the output voltage via a standard commercial wall dimmer (0-10VDC), an external control voltage source (0-10VDC), or external resistor. The dimming range is 100% VOUT to 5% VOUT. When DIM is 8-10VDC, the output voltage maintains 100% VOUT, and when DIM is below 0.6V, the output voltage is 5% VOUT.	
Absolute Maximum Voltage on 0-10V Pin	-2 - 15V
Source Current on 0-10V Dimming Pin	100uA
DIM Voltage for Full Bright	8V
External Resistor Value at Full Bright	90kΩ
Output Duty Cycle 0-10V	5-100%
<b>PWM Dimming</b>	
The PWM dimming is a dimming manner that can be used to dim the output voltage via the duty cycle of PWM signal. The dimming range is 100% VOUT to 5% VOUT. When the duty cycle is 80% to 100%, the output voltage reaches 100% VOUT, and the output voltage maintains 5% VOUT when the duty cycle below 6%.	
PWM Frequency	0.1 - 1KHz
High Level Voltage of PWM Signal	8 - 12V 10V Typical
Lower Level Voltage of PWM Signal	0 - 1V
Output Duty Cycle	5 - 100%
<b>Phase Cut Dimming</b>	
The unit is compatible with leading-edge and trailing-edge dimmer.	
Input Voltage	120V AC
Dim Output Voltage	0 - 100%
Suggest Load Range (PWM)	19.2W Min, 192W Max
<b>Triac Dimming</b>	
The unit is compatible with leading-edge and trailing-edge dimmer.	

Kelvix reserves the right to update the product specifications at any time. Field modifications will void Kelvix warranty  
 Conforms to UL8750. Certified to CAN/CSA Standard C22.2 NO. 250.13

Fixture Type \_\_\_\_\_  
 Project Name \_\_\_\_\_  
 Location \_\_\_\_\_



# Product Details

## ULV192

### SPECIFICATION

Spec	ULV192
<b>Protection</b>	
Over Current Protection	4.0 - 4.5A
Over Temperature Protection	If the case temperature exceeds OTP point, the output voltage of the driver is automatically reduced.
	194°F (90°C) Typical
Short Circuit Protection	Auto-recovery after fault conditions is removed.
<b>Environment</b>	
Storage Temperature	-40°F (-40°C) - 185°F (85°C), 5% RH to 95% RH
Ambient Operating Temperature	-13°F (-25°C) to 122°F (50°C)
Operating Relative Humidity	10 - 90% Non Condensing
Cooling	Convection cooling
Environment	Dry/Damp
<b>Others</b>	
Life Time Hours	50,000 Hours 25°C Ambient Temperature
Mean Time Between Failure	200,000 Hours 25°C Ambient Temperature
Length	11.42" (290mm)
Width	3.35" (85mm)
Height	1.44" (36.5mm)
Net Weight	2.92lbs
<b>Safety Compliance</b>	
Certifications	UL8750 Compliance to UL1310 Class 2, CSA-C22.2 No. 107.1
EMI Emission	FCC 47 CFR Part 15, Subpart B (US)
Note:	Unless otherwise specified, all the above parameters are measured at ambient temperature of 25° and IN=100 - 277V AC

Kelvix reserves the right to update the product specifications at any time. Field modifications will void Kelvix warranty  
 Conforms to UL8750. Certified to CAN/CSA Standard C22.2 NO. 250.13

Fixture Type \_\_\_\_\_

Project Name \_\_\_\_\_

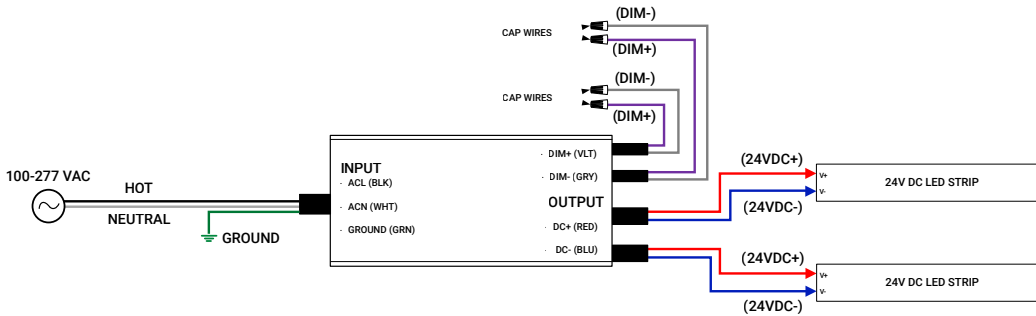
Location \_\_\_\_\_



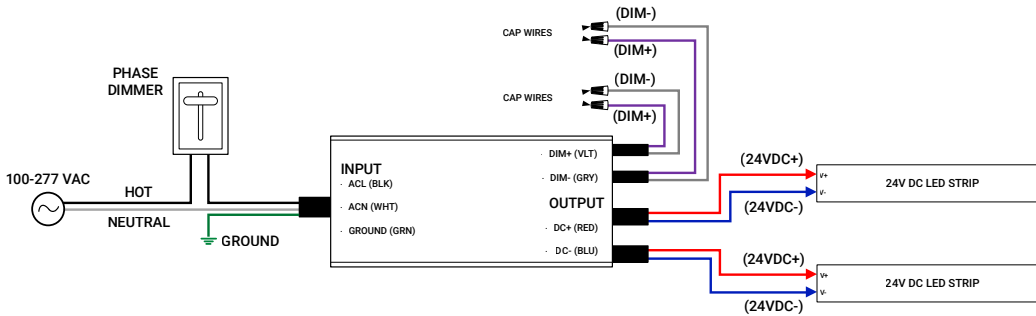
# Wiring Diagram

## ULV192, ULV192-SC, HLV192, HLV192-SC

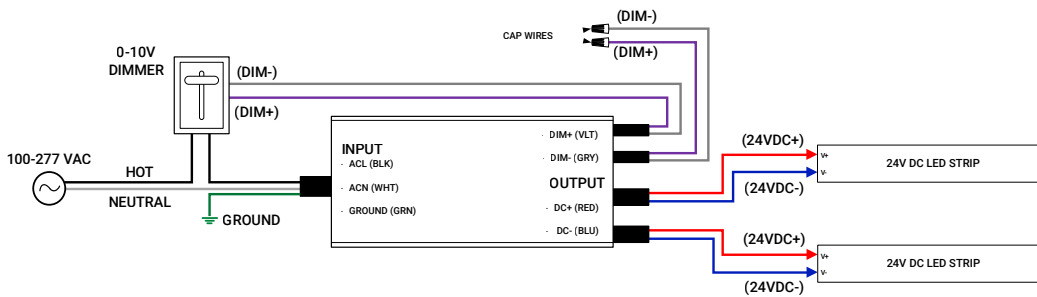
### STANDARD APPLICATION (NO DIMMING)



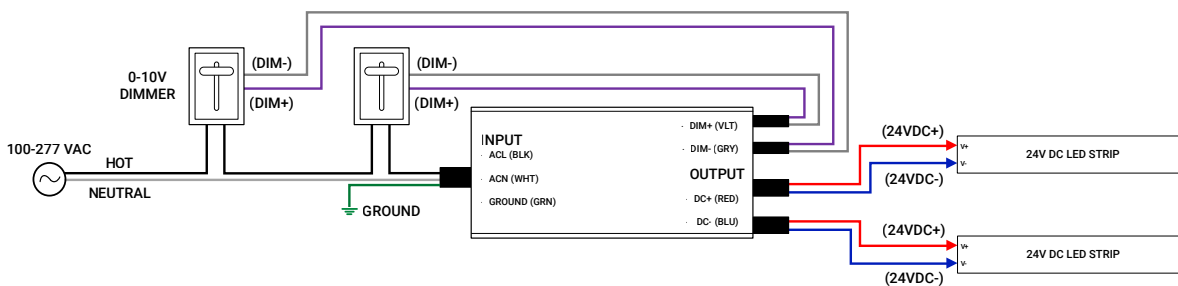
### PRIMARY SIDE DIMMING (120V ONLY)



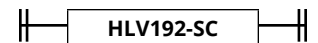
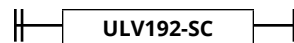
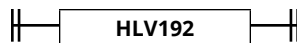
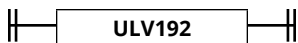
### SECONDARY SIDE DIMMING; 1 CIRCUIT (0-10V)



### SECONDARY SIDE DIMMING; 2 CIRCUIT (0-10V)



### Compatible with:



Kelvix reserves the right to update the product specifications at any time. Field modifications will void Kelvix warranty  
 Conforms to UL8750. Certified to CAN/CSA Standard C22.2 NO. 250.13

Fixture Type \_\_\_\_\_

Project Name \_\_\_\_\_

Location \_\_\_\_\_