




# Complete Specification Sheet

## Signwave 5 Color Tuning

FLEXIBLE  
NEON



### Signwave 5 Color Tuning

Wide View Flexible Lighting System



### Specifications

<b>Category</b>	Flexible Neon
<b>Series</b>	Signwave 5
<b>Family</b>	Silicone
<b>Watts per Foot</b>	3.7W
<b>IP Rating</b>	IP68
<b>CRI</b>	80+
<b>CCT Options</b>	2200K - 5700K
<b>Input Voltage</b>	24V
<b>Width</b>	0.45in (11.5mm)
<b>Height</b>	1.14in (29.0mm)
<b>Production Intervals (in)</b>	3.28in (83.33wmm)
<b>Max Run Length<sup>2</sup></b>	26ft (7.9m)
<b>Feed Orientation</b>	Bottom Feed, End Feed, Side Right, Side Left
<b>Cable Details</b>	3 Conductor Leader Cable; 3 x 18AWG
<b>Material</b>	Silicone
<b>Bend Diameter</b>	Horizontal: 4.75in (120mm)
<b>Bend Direction</b>	Horizontal
<b>Beam Angle</b>	148°
<b>Lumens per Foot</b>	162 lm/ft (Static White)
<b>Viewing Angle</b>	Wide
<b>Life Expectancy</b>	50,000 Hour Life Expectancy
<b>Operating Temp.</b>	-40°F (-40°C) to 131°F (55°C)
<b>Dimming Options<sup>1</sup></b>	PWM, Triac, 0-10V, DMX, Hi-lume

<sup>1</sup>Specific dimming protocol dependent upon driver compatibility.

<sup>2</sup>To mitigate risks associated with thermal expansion and contraction, outdoor applications are limited to 9ft fixture lengths.

### Features

- Dimmable
- 50,000 Hour Life Expectancy
- Domed Profile for Large Beam Angle
- IP68
- UL-Listed for Indoor and Outdoor Use
- Factory-Installed Power Feed
- Injection-Molded Flush End Caps
- For Use with 24V Power Supplies

### Description

High brightness, a wide viewing angle, and multiple configurations make Signwave 5 our best seller. Offered in Color Tuning, this series tackles projects with fluid, seamless connections.

Kelvix reserves the right to update the product specifications at any time. Field modifications will void UL listing and warranty. Conforms to ANSI/UL Standard 2108. Certified to CAN/CSA Standard C22.2 No. 250.2 5% tolerance for all listed data

Fixture Type \_\_\_\_\_

Project Name \_\_\_\_\_

Location \_\_\_\_\_



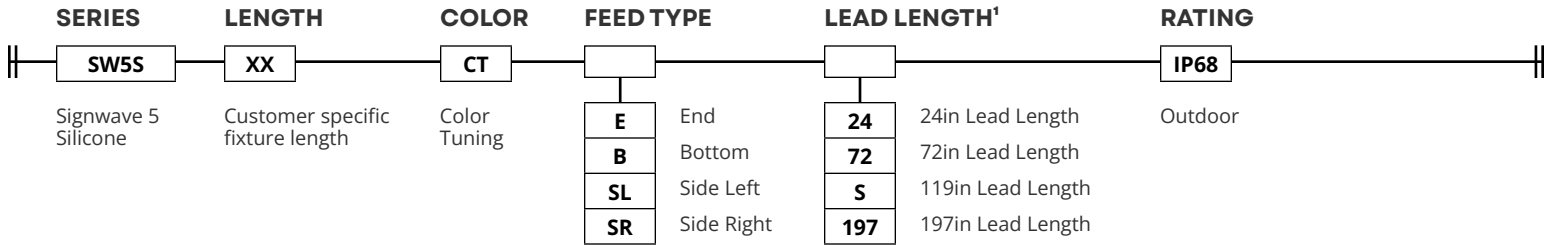
# Product Code Builder

## Signwave 5 Color Tuning


FLEXIBLE  
NEON

### Product Code Builder

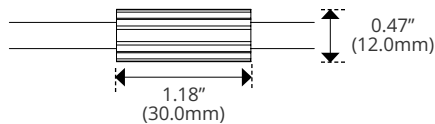
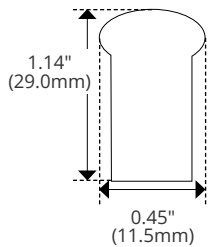
Example: SW5S-36-CT-B-S-IP68



### FEED TYPE



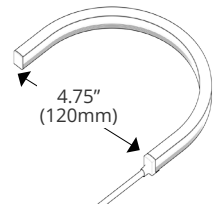
### Dimensions



DryWire ferrule located 4.53" ( $\pm 0.39$ ") from the cable connector. Protects against damage from water ingress inside cable wire. Please note that any attempt to remove the anti-wicking ferrule will result in the voiding of the warranty.

### Bend Direction

Horizontal Bend Diameter



<sup>1</sup>Consult Kelvix for custom lengths

Kelvix reserves the right to update the product specifications at any time. Field modifications will void UL listing and warranty. Conforms to ANSI/UL Standard 2108. Certified to CAN/CSA Standard C22.2 No. 250.2 5% tolerance for all listed data

Fixture Type \_\_\_\_\_

Project Name \_\_\_\_\_

Location \_\_\_\_\_



# End Feed Options


## Signwave 5, 7

### IMAGE

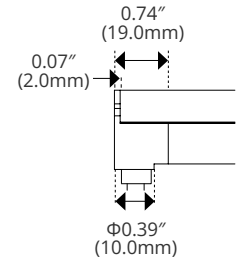
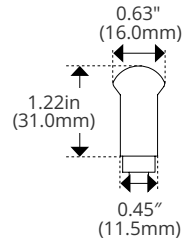
### SPECIFICATIONS

### DIMENSIONS

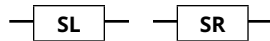
#### Bottom Feed



<b>Width</b>	0.63" (16.0mm)
<b>Height</b>	1.22" (31.0mm)

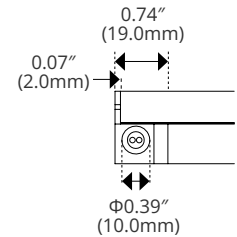
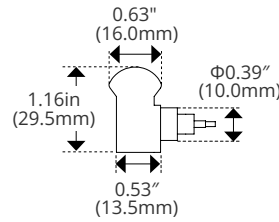


#### Side Left/Right



<b>Width</b>	0.63" (16.0mm)
<b>Height</b>	1.16" (29.5mm)

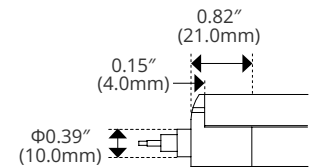
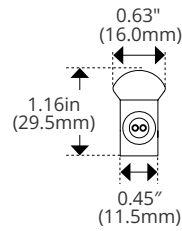
(SR Shown)



#### End Feed



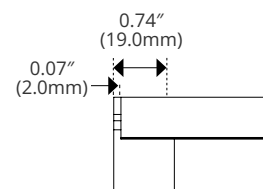
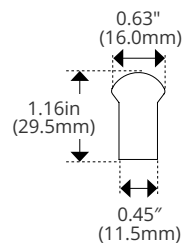
<b>Width</b>	0.63" (16.0mm)
<b>Height</b>	1.16" (29.5mm)



#### Standard End



<b>Width</b>	0.63" (16.0mm)
<b>Height</b>	1.16" (29.5mm)






# Mounting Options

## Signwave 4, 5, 7

### IMAGE

Serrated Channel

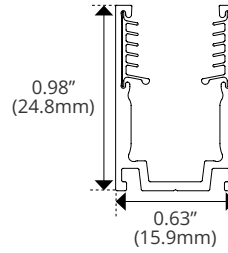


### SPECIFICATIONS

SW-E-AL-CH-SR-2M

<b>Material</b>	Aluminum
<b>Length</b>	78.75in (2m)
<b>Width</b>	0.63in (15.9mm)
<b>Height</b>	0.98in (24.8mm)

### DIMENSIONS

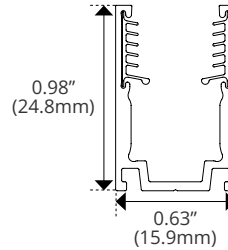


Serrated Clip



SW-E-CLP-AL-SR

<b>Material</b>	Aluminum
<b>Length</b>	0.79in (20.0mm)
<b>Width</b>	0.63in (15.9mm)
<b>Height</b>	0.98in (24.8mm)

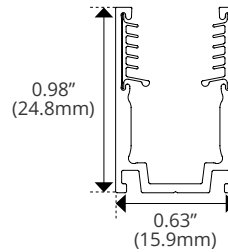


Horizontal Flex Channel



SW-E-CH-AL-FLX-1M

<b>Material</b>	Aluminum
<b>Length</b>	39.37in (1m)
<b>Width</b>	0.63in (15.9mm)
<b>Height</b>	0.98in (24.8mm)
<b>Bend Direction</b>	Horizontal

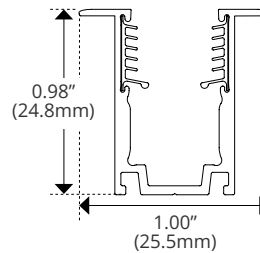


Recessed Channel



SW-E-AL-CH-SR-RC-2M

<b>Material</b>	Aluminum
<b>Length</b>	78.75in (2m)
<b>Width</b>	1.00in (25.5mm)
<b>Height</b>	0.98in (24.8mm)

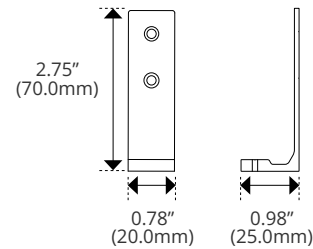


Side Mounting Clip



SW-CLP-RA

<b>Material</b>	Aluminum
<b>Length</b>	0.78in (20.0mm)
<b>Width</b>	0.98in (25.0mm)
<b>Height</b>	2.75in (70.0mm)



Must be paired with an above channel

Kelvix reserves the right to update the product specifications at any time. Field modifications will void UL listing and warranty. Conforms to ANSI/UL Standard 2108. Certified to CAN/CSA Standard C22.2 No. 250.2 5% tolerance for all listed data

Fixture Type \_\_\_\_\_

Project Name \_\_\_\_\_

Location \_\_\_\_\_



# Pivot Clip Details

## Signwave Series

### IMAGE

Rotary Mounting Clip



### SPECIFICATIONS



<b>Material</b>	Stainless Steel
<b>Length</b>	1.77in (45.00mm)
<b>Width</b>	0.98in (25.00mm)
<b>Height</b>	1.57in (40.00mm)

Must be paired with an above channel

### DIMENSIONS

