



Complete Specification Sheet

Quix™

FIGURE



Quix™

Linkable LED Fixture




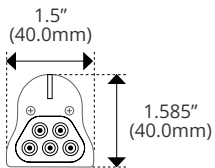
Specifications

Category	Fixture
Series	Quix
Family	Static White
Watts per Foot (AVG)	2.5W/ft
Environment	IP20
CRI	90+
CCT Options	2700K, 3000K, 3500K, 4000K, 5000K, 6000K
Input Voltage	120 - 277V
Lengths	1', 2', 3', 4' Lengths
Width	1.5in (40.0mm)
Height	1.585in (40.0mm)
Max Run Length	~20ft (200W Max Load on Single Run)
Operating Temp.	14°F (-10°C) to 122°F (50°C)

Features

- 0-10V Direct Control
- Universal 120-277V Input
- Easy Linking Connection
- Diode Free Illumination
- Indoor Use

Dimensions



Kelvix reserves the right to update the product specifications at any time. To maintain warranty, field modifications must follow approved Kelvix installation instruction.
 Conforms to ANSI/UL Standard 2108
 Certified to CAN/CSA Standard C22.2 No. 250.2

Fixture Type _____

Project Name _____

Location _____

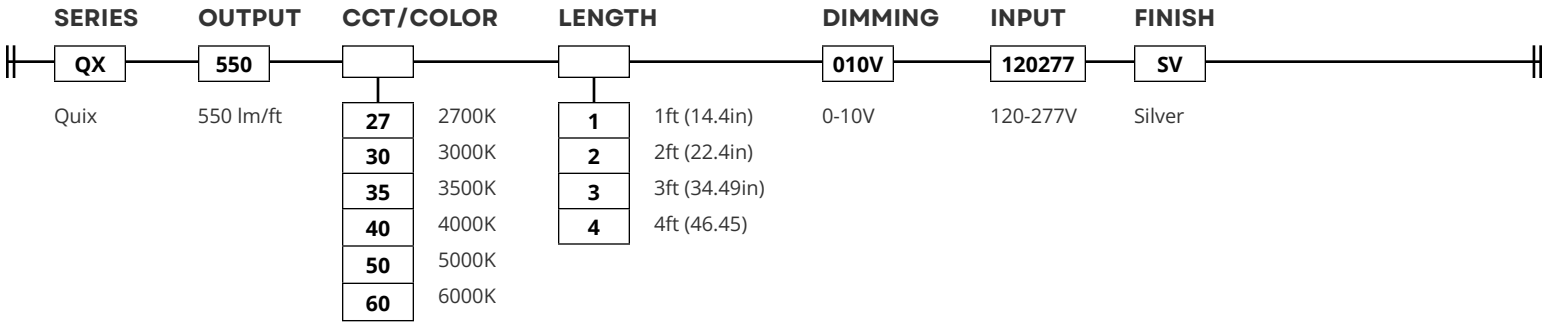


Product Code Builder

Quix™

Product Code Builder

Example: QX-550-27K-1-010V-120277-SV



PRODUCT DATA

Length	Input Voltage	Wattage	2700K	3000K	3500K	4000K	5000K	6000K	CRI
1-14.4"	120-277V AC	5W	468 lm	493 lm	516 lm	522 lm	543 lm	570 lm	90+
2-22.4"	120-277V AC	9W	909 lm	957 lm	1007 lm	987 lm	1026 lm	1078 lm	90+
3-34.49"	120-277V AC	13W	1446 lm	1554 lm	1601 lm	1621 lm	1686 lm	1770 lm	90+
4-46.45"	120-277V AC	18W	1898 lm	1956 lm	2028 lm	2019 lm	2100 lm	2205 lm	90+

*Consult Kelvix for custom lengths

Kelvix reserves the right to update the product specifications at any time. To maintain warranty, field modifications must follow approved Kelvix installation instruction.

Conforms to ANSI/UL Standard 2108

Certified to CAN/CSA Standard C22.2 No. 250.2

Fixture Type _____

Project Name _____

Location _____



Mounting Details

Quix™

IMAGE

SPECIFICATIONS

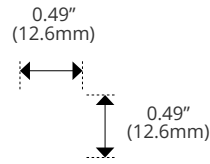
DIMENSIONS

Mounting Clip



Length Adder	+1mm
Width Adder	+1mm
Height Adder	+1mm

Mounting Clips included with every Fixture

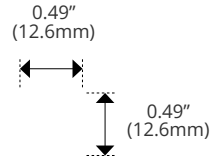


Easy Linking Connector

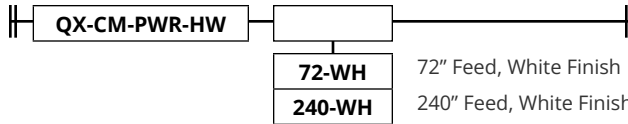


Length Adder	+1mm
Width Adder	+1mm
Height Adder	+1mm

No accessory required. Remove end cap and connect. Do not exceed 200W

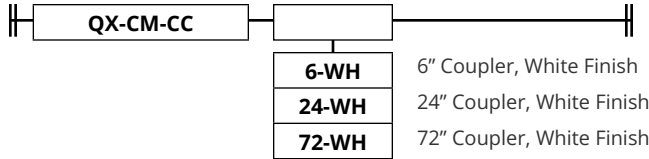


Hardwire Power Feed



Connect Quix to AC line voltage power source within j-box. All Quix fixtures will come standard with a 6" hardwire power feed.

Cord Coupler



Connects multiple Quix fixtures in series allowing separation. Do not exceed 200W.

Fixture Type _____

Project Name _____

Location _____

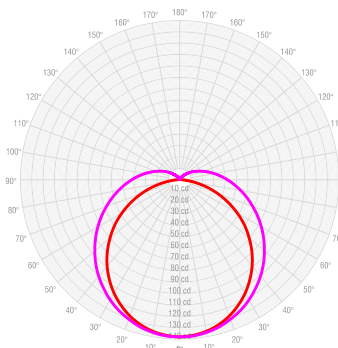


Photometric Details

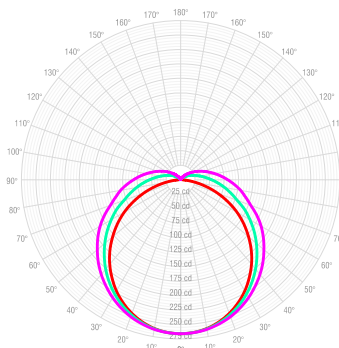
Quix™

Polar Plot

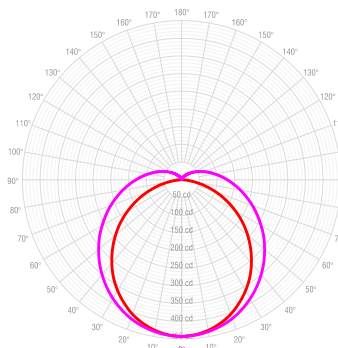
3500K - 14.4"



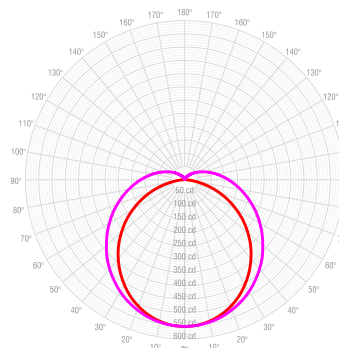
3500K - 22.4"



3500K - 34.94"



3500K - 46.45"



Kelvix reserves the right to update the product specifications at any time. To maintain warranty, field modifications must follow approved Kelvix installation instruction.
Conforms to ANSI/UL Standard 2108
Certified to CAN/CSA Standard C22.2 No. 250.2

Fixture Type _____

Project Name _____

Location _____