



Complete Specification Sheet

Eclipx Static White



Eclipx Static White

Line Volt Articulating Cove Fixture



Specifications

Category	Fixture
Series	Eclipx
Family	Static White
Watts per Foot	6 W/ft
IP Rating	IP20
CRI	90+
CCT Options	2700K, 3000K, 3500K, 4000K
Input Voltage	120-277V AC
Max Run Length	80ft (24.4m)
Beam Angle	103°
Lumens per Foot	713 - 731 lm/ft
Storage Temp.	30°F (-1°C) to 140°F (60°C)
Operating Temp.	30°F (-1°C) to 113°F (45°C)
Dimming Options	0 - 10V
Warranty	3 Years

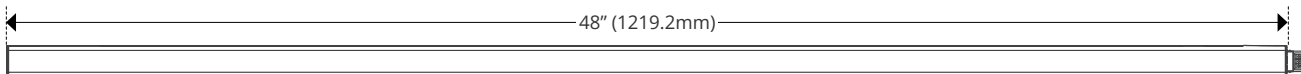
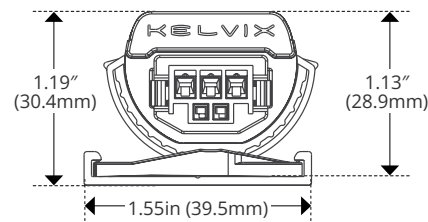
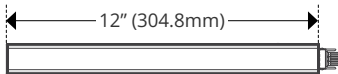
Features

- 120-277V AC
- 60° articulation in either direction, 10° increments with Pivot Clip
- Flicker-Free 0-10V Dimming down to 5%
- Daisy Chain Multiple Fixtures up to 80ft

Description

Eclipx is specifically designed for indoor cove lighting, accent lighting, and integrated architectural lighting

Dimensions



Kelvix reserves the right to update the product specifications at any time. To maintain warranty, field modifications must follow approved Kelvix installation instruction.
Conforms to ANSI/UL Standard 1598
Certified to CAN/CSA Standard C22.2 No. 250.0

Fixture Type _____

Project Name _____

Location _____

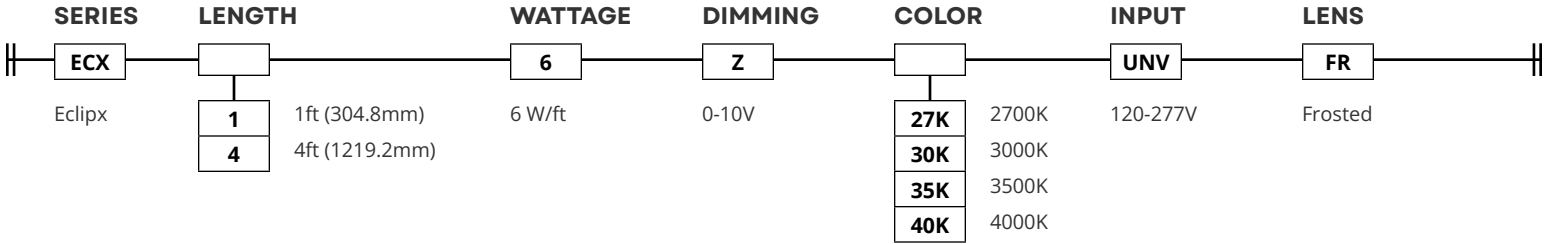


Product Code Builder

Eclipx Static White

Product Code Builder

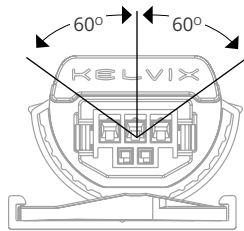
Example: ECX-1-6-Z-27K-UNV-FR



CCT

CCT	Lumens per Foot (1ft)
2700K	665
3000K	690
3500K	713
4000K	731

ARTICULATION



Kelvix reserves the right to update the product specifications at any time. To maintain warranty, field modifications must follow approved Kelvix installation instruction.
 Conforms to ANSI/UL Standard 1598
 Certified to CAN/CSA Standard C22.2 No. 250.0

Fixture Type _____

Project Name _____

Location _____



Mounting Details

Eclipx

Mounting

TYPE

Mounting Clips



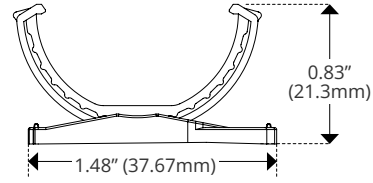
DESCRIPTION



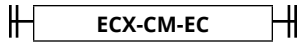
Width	1.48in (37.67mm)
Height	0.83in (21.3mm)

1ft Fixture comes with 2x ECX-CM-MC, 4ft Fixture comes with 4x.

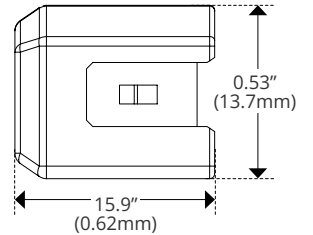
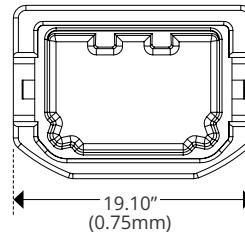
DIMENSIONS



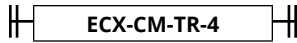
Terminating End Cap



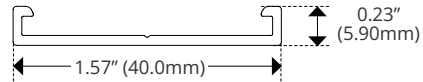
Width	0.75in (19.10mm)
Length	0.62in (15.9mm)
Height	13.7in (0.53mm)



Mounting Track



Width	1.57in (40.0mm)
Height	0.23in (5.90mm)





Power and Connector Details

Eclipx

Connectors

TYPE

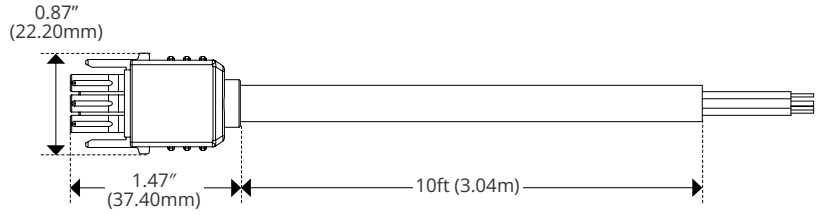
Power Lead



DESCRIPTION

Order Code	Length
ECX-FML-10	10ft (3.04m)

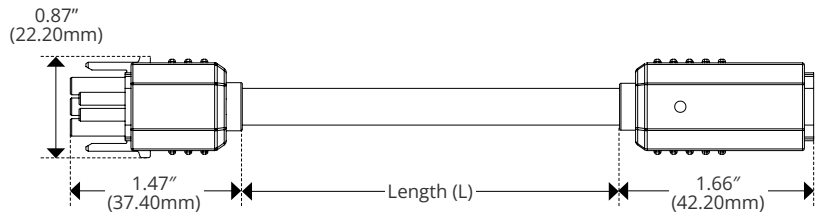
WIRING GUIDE



Connector



Order Code	Length (L)
ECX-FMC-6I	3in (0.076m)
ECX-FMC-1	9in (0.23m)
ECX-FMC-5	57in (1.45m)



Kelvix reserves the right to update the product specifications at any time. To maintain warranty, field modifications must follow approved Kelvix installation instruction.
 Conforms to ANSI/UL Standard 1598
 Certified to CAN/CSA Standard C22.2 No. 250.0

Fixture Type _____

Project Name _____

Location _____



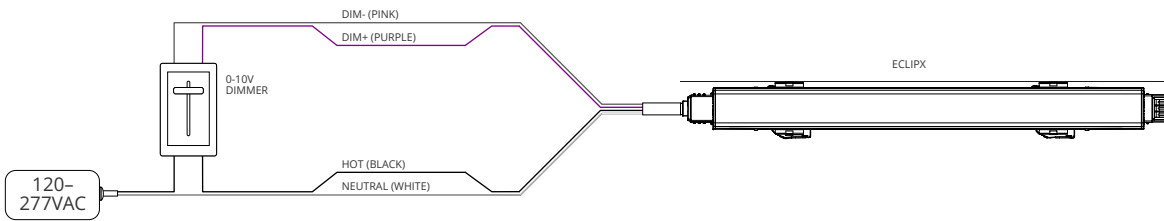
Wiring Details

Eclipx

Wire Gauge

Cable Type	Wire		Gauge
Power Lead and Connector	120V	Hot (Black)	18AWG
		Neutral (White)	18AWG
	0-10	DIM + (Purple)	22AWG
		DIM - (Pink)	22AWG

0-10V



Kelvix reserves the right to update the product specifications at any time. To maintain warranty, field modifications must follow approved Kelvix installation instruction.
 Conforms to ANSI/UL Standard 1598
 Certified to CAN/CSA Standard C22.2 No. 250.0

Fixture Type _____

Project Name _____

Location _____