



Complete Specification Sheet

DMX 4 Channel 3 Scene In-Wall Controller



DMX 4 Channel 3 Scene In-Wall Controller

4 Channel
In-Wall Remote Control



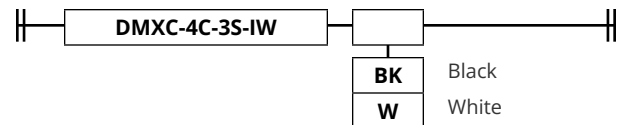
Specifications

Category	Controls and Dimmers
Series	DMX
Family	4CH
Environment	IP20
Input Voltage	12 - 24V DC
DMX Channels	4
Dimming Protocol	DMX512
Length	2.93in (74.61mm)
Width	1.12in (28.57mm)
Height	4.75in (120.65mm)
Operating Temp.	32°F (0°C) to 104°F (40°C)

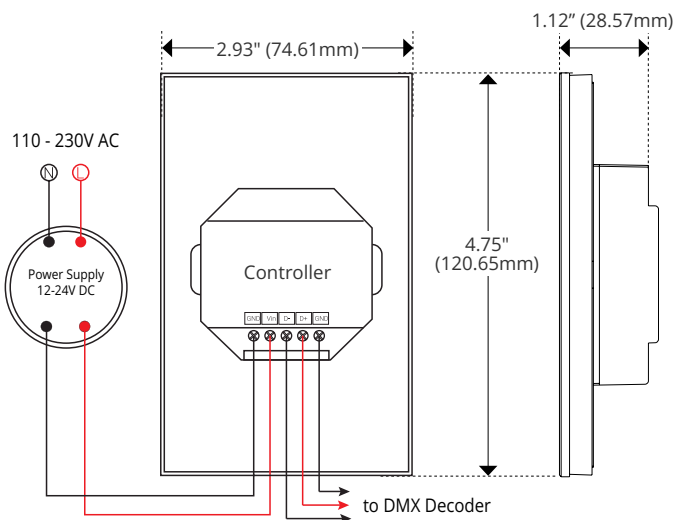
Features

- Controls One Zone
- Compatible With Standard 1-Gang Electrical Box
- Compatible With DMXD-Series Decoders
- Individual Control of White, Red, Green, & Blue Channels
- Can control up to 32 DMX Decoders in a single line
- Sensitive Glass Touch Panel
- Ten Preset Modes
- Remembers Last Scene

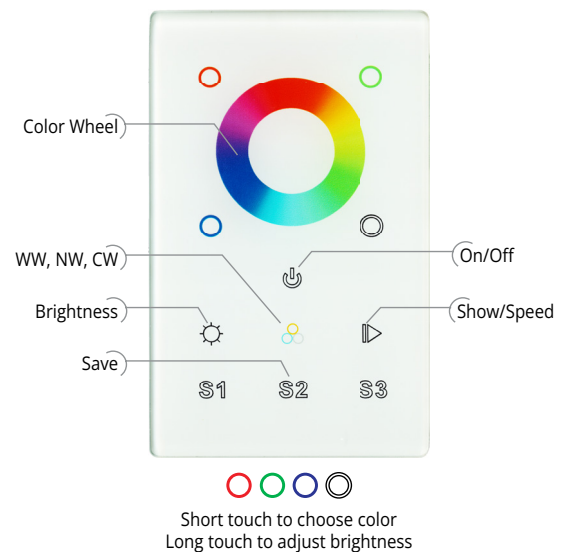
Order Code



Dimensions and Wiring Diagram



Operation



Kelvix reserves the right to update the product specifications at any time. Field modifications will void Kelvix warranty

Fixture Type _____

Project Name _____

Location _____



Wiring Details

DMX 4 Channel 3 Scene In-Wall Controller

Important Information Regarding DMX512 Systems

DMX WIRING

Per PLASA and USITT standards, 120 ohm, twisted shielded, EIA-485 cable is suitable for DMX512 data. For distances up to 1000ft, Kelvix recommends Belden 9841/9842 or equivalent.

SPLITTING & REPEATING

DMX Signal can typically only run across 32 devices that are daisy chained together before a new DMX line is needed. Systems with more than 32 devices will need either a DMX splitter or a DMX repeater.

TERMINATIONS

It is highly recommended to use a Terminator on the last device in a single run of DMX to help reduce noise, reflection, and interference. Terminators should be a 120-ohm 1/2 watt resistor.

Wiring Diagrams

