



# Complete Specification Sheet

## CH-3000

# CH-3000

Surface / Suspended Optical Channel



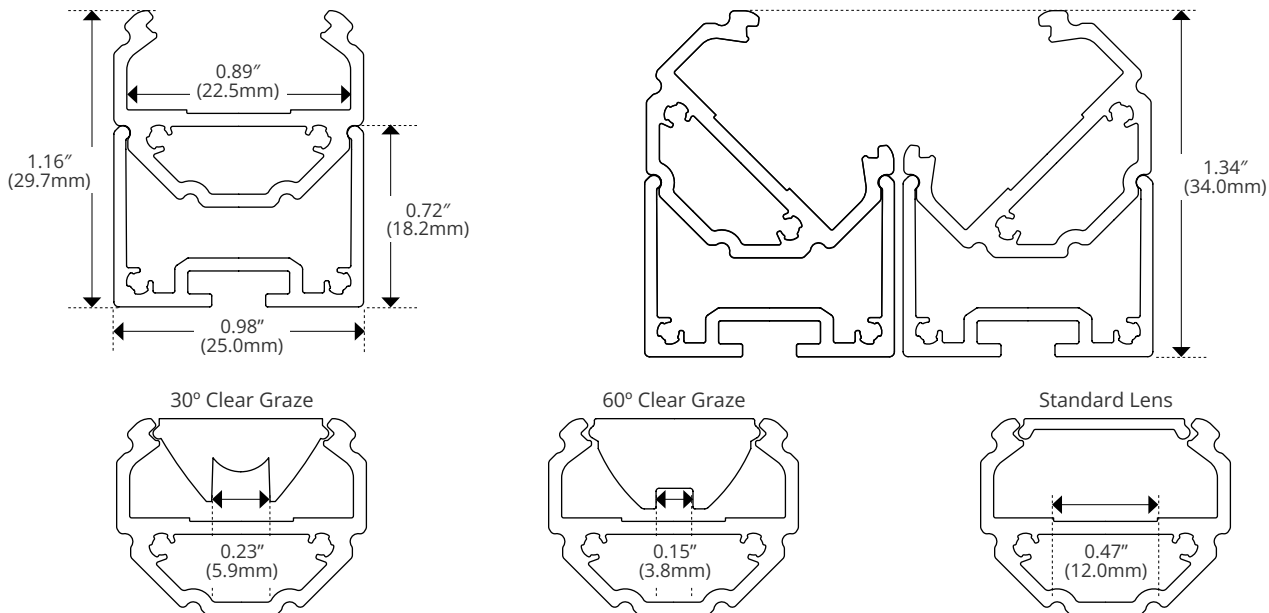
### Specifications

<b>Category</b>	Rigid Channel
<b>Series</b>	Wall Mounted
<b>Family</b>	CH-3000
<b>Width</b>	0.98in (25.0mm)
<b>Internal Width</b>	0.89in (22.5mm)
<b>Height</b>	1.16in (29.7mm)
<b>Material</b>	Aluminum

### Features

- Available in 2 Meter Sections
- Extruded Aluminum Construction
- Anodized Matte Finish
- Consult Factory for Custom Lengths & Finishes
- Two-Part Aluminum Construction with Preset, Adjustable Angles
- Flush Optical Lenses and Diffusers
- Straight and Angled Connectors Available to Create Long, Continuous Runs
- 30° and 60° Clear Graze Lens Options are only compatible with Indoor Linear LED up to 5 Watts per Foot

### Dimensions



Kelvix reserves the right to update the product specifications at any time. To maintain warranty, field modifications must follow approved Kelvix installation instruction.

Fixture Type \_\_\_\_\_

Project Name \_\_\_\_\_

Location \_\_\_\_\_

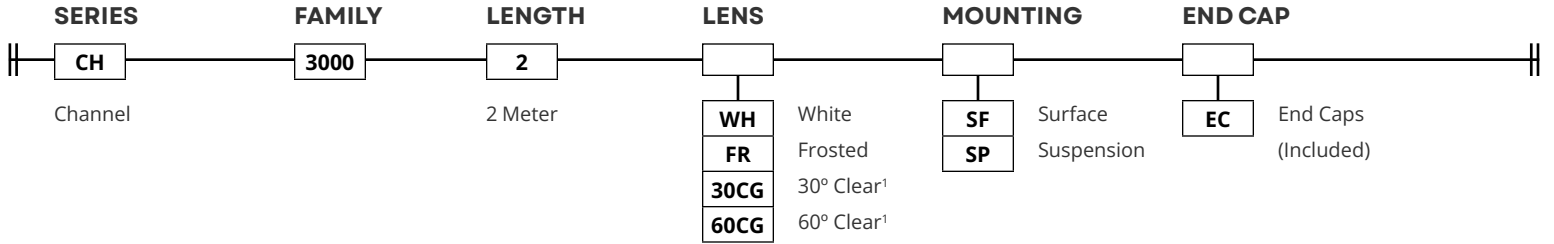


# Product Code Builder









## CH-3000

### Product Code Builder

Example: CH-3000-2-WH-SP-EC



<sup>1</sup>Compatible with Indoor Linear LED up to 5 Watts per Foot

LENS	TRANSMISSION	MOUNTING	END CAP	ACCESSORIES SOLD SEPARATELY								
<p><b>WH</b></p>  <p>CH-LNS-AK-WH-2M</p>	<table border="1"> <tr><td><b>WH</b></td><td>52%</td></tr> <tr><td><b>FR</b></td><td>81%</td></tr> <tr><td><b>30CG</b></td><td>95%</td></tr> <tr><td><b>60CG</b></td><td>95%</td></tr> </table>	<b>WH</b>	52%	<b>FR</b>	81%	<b>30CG</b>	95%	<b>60CG</b>	95%	<p><b>Suspension</b></p>  <p>CH-MNT-AA-3M</p>	<p><b>End Cap</b></p>  <p>CH-EC-3000</p>	<p><b>90° Horizontal Connector</b></p>  <p>CH-CON-05-180</p>
<b>WH</b>	52%											
<b>FR</b>	81%											
<b>30CG</b>	95%											
<b>60CG</b>	95%											
<p><b>FR</b></p>  <p>CH-LNS-AK-FR-2M</p>				<p><b>180° Connector</b></p>  <p>CH-CON-05-90H</p>								
<p><b>30CG</b></p>  <p>CH-LNS-AK-30CG-335MM</p>												
<p><b>60CG</b></p>  <p>CH-LNS-AK-60CG-335MM</p>												

Kelvix reserves the right to update the product specifications at any time. To maintain warranty, field modifications must follow approved Kelvix installation instruction.

Fixture Type \_\_\_\_\_

Project Name \_\_\_\_\_

Location \_\_\_\_\_