




Complete Specification Sheet

CH-291

CHANNEL

CH-291

Extruded Aluminum Mounting Channel



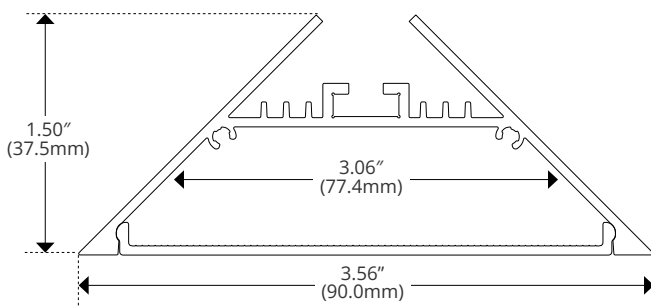
Specifications

Category	Rigid Channel
Series	Wall Mounted
Family	CH-291
Width	3.56in (90.0mm)
Internal Width	3.06in (77.4mm)
Height	1.50in (37.5mm)
Material	Aluminum

Features

- Available in 2 Meter Sections
- Extruded Aluminum Construction
- Anodized Matte Finish
- Consult Factory for Custom Lengths & Finishes

Dimensions



Kelvix reserves the right to update the product specifications at any time. To maintain warranty, field modifications must follow approved Kelvix installation instruction.

Fixture Type _____

Project Name _____

Location _____


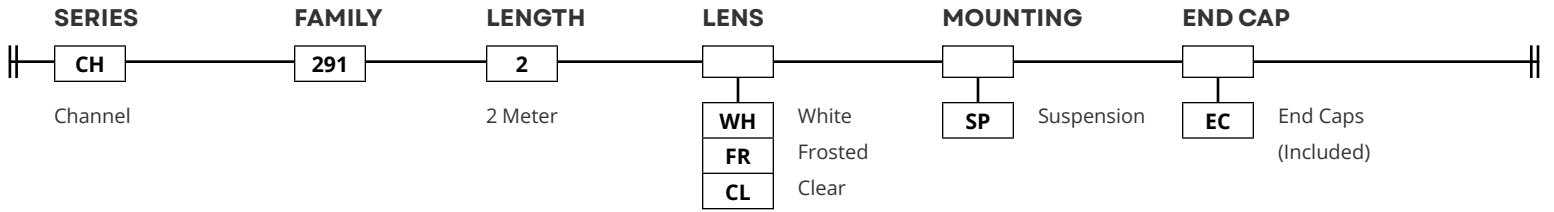


Product Code Builder


CH-291

Product Code Builder


Example: CH-291-2-WH-SP-EC



CH-LNS-291-WH-2M



CH-LNS-291-FR-2M




CH-LNS-291-CL-2M

TRANSMISSION

WH	55%
FR	88%
CL	92%



CH-S-228



CH-EC-291

Kelvix reserves the right to update the product specifications at any time. To maintain warranty, field modifications must follow approved Kelvix installation instruction.

Fixture Type _____

Project Name _____

Location _____