



Complete Specification Sheet

CH-228-N



CH-228-N

Extruded Aluminum Mounting Channel

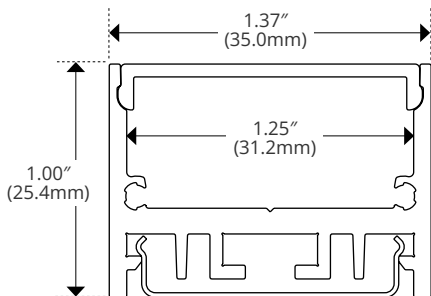
Specifications

Category	Rigid Channel
Series	Wall Mounted
Family	CH-228-N
Width	1.37in (35.0mm)
Internal Width	1.25in (31.2mm)
Height	1.00in (25.4mm)
Material	Aluminum

Features

- Available in 2 Meter Sections
- Extruded Aluminum Construction
- Anodized Matte Finish
- Consult Factory for Custom Lengths & Finishes
- Available with continuous solid white Lens

Dimensions



Kelvix reserves the right to update the product specifications at any time. To maintain warranty, field modifications must follow approved Kelvix installation instruction.

Fixture Type _____

Project Name _____

Location _____

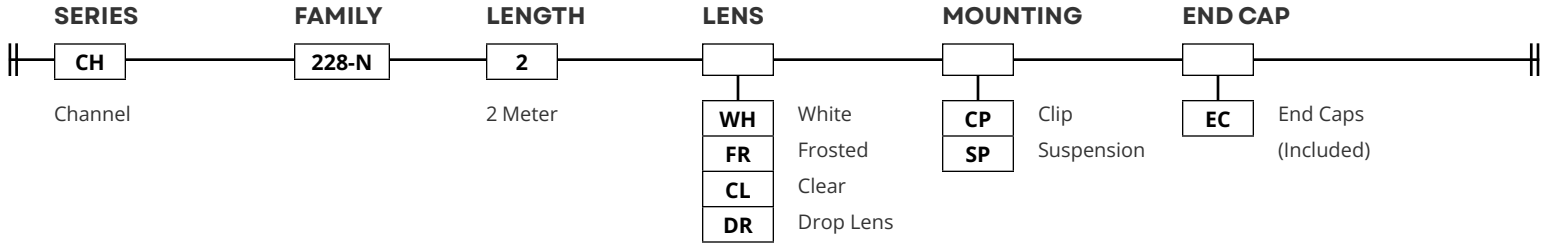















Product Code Builder

CH-228-N

Product Code Builder

Example: CH-219-N-2-WH-CP-EC



LENS	MOUNTING	ACCESSORIES SOLD SEPARATELY										
<p>White / Continuous</p>  <p>CH-LNS-N-WH-2M</p>	<p>Drop Lens</p>  <p>CH-LNS-218-DR-WH-2M</p>	<p>90° Horizontal Connector</p>  <p>CH-CON-01-90H</p>										
<p>Frosted</p>  <p>CH-LNS-N-FR-2M</p>	<p>Clip</p>  <p>CH-228-PAK</p>	<p>90° Vertical Connector</p>  <p>CH-CON-01-90V</p>										
<p>Clear</p>  <p>CH-LNS-N-CL-2M</p>	<p>Suspension</p>  <p>CH-S-228</p>	<p>110° Connector</p>  <p>CH-CON-01-110H</p>										
<p>Black</p>  <p>CH-LNS-N-BK-2M</p>	<p>END CAP</p> <p>End Cap</p>  <p>CH-228-PAK</p>	<p>180° Connector</p>  <p>CH-CON-21X-180</p>										
<p>TRANSMISSION</p> <table border="1"> <tr><td>WH</td><td>55%</td></tr> <tr><td>SWH</td><td>55%</td></tr> <tr><td>FR</td><td>88%</td></tr> <tr><td>CL</td><td>92%</td></tr> <tr><td>BK</td><td>18%</td></tr> </table>	WH	55%	SWH	55%	FR	88%	CL	92%	BK	18%	<p>Aluminum Cover</p>  <p>CH-LNS-N-MT-2M</p>	
WH	55%											
SWH	55%											
FR	88%											
CL	92%											
BK	18%											

Kelvix reserves the right to update the product specifications at any time. To maintain warranty, field modifications must follow approved Kelvix installation instruction.

Fixture Type _____

Project Name _____

Location _____