




Complete Specification Sheet

CH-226

CH-226

Extruded Aluminum Mounting Channel



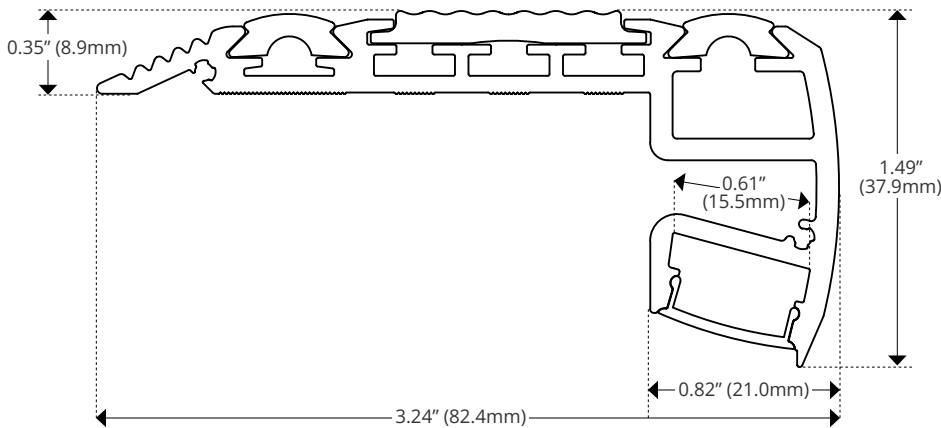
Specifications

Category	Rigid Channel
Series	Recessed / Wall Mounted
Family	CH-226
Width	3.24in (82.4mm)
Internal Width	0.61in (15.5mm)
Height	1.49in (37.9mm)
Material	Aluminum

Features

- Available in 2 Meter Sections
- Extruded Aluminum Construction
- Anodized Matte Finish
- Consult Factory for Custom Lengths & Finishes

Dimensions



Kelvix reserves the right to update the product specifications at any time. To maintain warranty, field modifications must follow approved Kelvix installation instruction.

Fixture Type _____

Project Name _____

Location _____

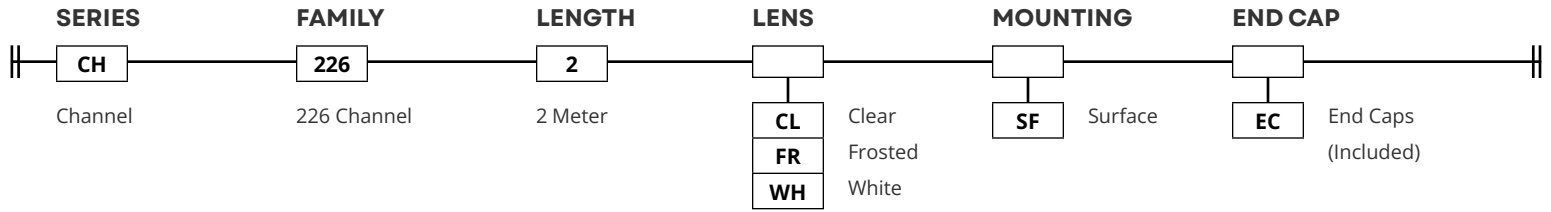


Product Code Builder

CH-226

Product Code Builder

Example: CH-226-2-WH-SF-EC



LENS

Clear



CH-LNS-M-CL-2M

Frosted



CH-LNS-M-FR-2M

White



CH-LNS-M-WH-2M

END CAP

End Cap



CH-EC-226

Kelvix reserves the right to update the product specifications at any time. To maintain warranty, field modifications must follow approved Kelvix installation instruction.

Fixture Type _____

Project Name _____

Location _____