



Complete Specification Sheet

CH-211

Channel 211

Extruded Aluminum Mounting Channel



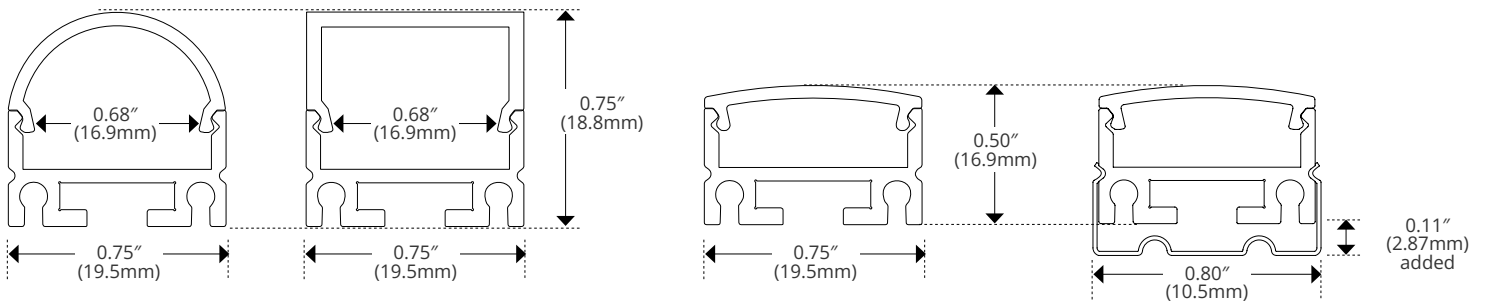
Specifications

Category	Rigid Channel
Series	Adjustable / Surface
Family	CH-211
Width	0.75in (19.5mm)
Internal Width	0.68in (16.9mm)
Height	0.75in (19.5mm)
Material	Aluminum

Features

- Available in 2 Meter Sections
- Extruded Aluminum Construction
- Anodized Matte Finish
- Consult Factory for Custom Lengths & Finishes

Dimensions



Kelvix reserves the right to update the product specifications at any time. To maintain warranty, field modifications must follow approved Kelvix installation instruction.

Fixture Type _____

Project Name _____

Location _____

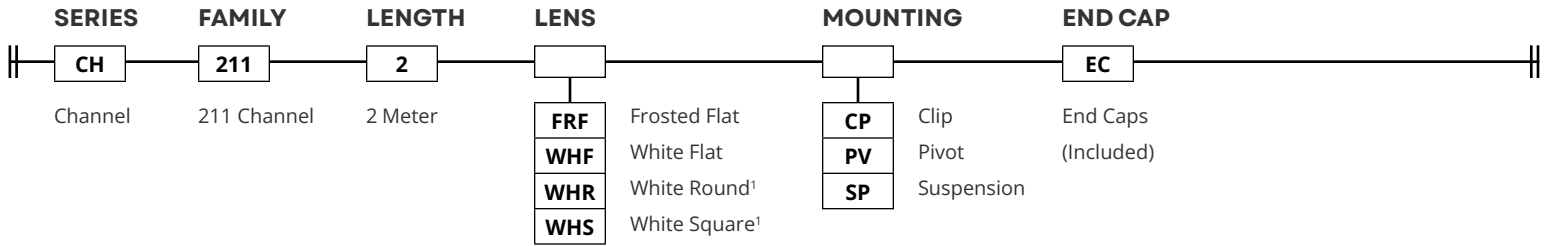


Product Code Builder








CH-211

Product Code Builder

Example: CH-211-2-WH-CP-EC



¹For Indoor Use Only

LENS	MOUNTING	END CAP
Frosted Flat  CH-LNS-211-2M-FRF	Clip  CH-211-PAK-CP	End Cap Square  CH-211-PAK
White Flat  CH-LNS-211-2M-WHF	Pivot  CH-211-PAK-PV	End Cap Round  CH-211-PAK
White Round  CH-LNS-211-2M-WHR	Suspension  CH-211-PAK-SP	
White Square  CH-LNS-211-2M-WHS		

Kelvix reserves the right to update the product specifications at any time. To maintain warranty, field modifications must follow approved Kelvix installation instruction.

Fixture Type _____

Project Name _____

Location _____