



# Complete Specification Sheet

## CH-046-R-E

# CH-046-R-E

Extruded Aluminum Mounting Channel



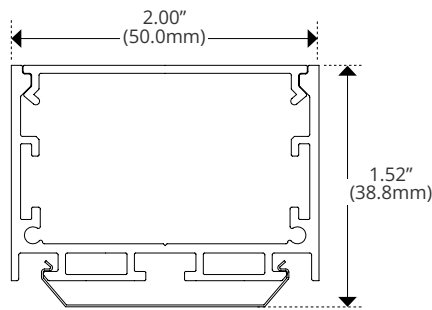
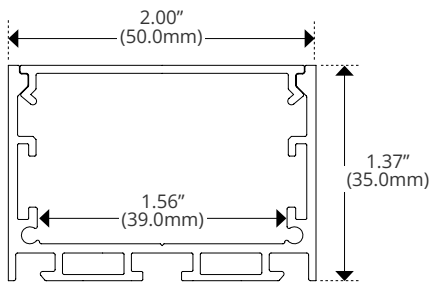
### Specifications

<b>Category</b>	Rigid Channel
<b>Series</b>	Surface / Suspended
<b>Family</b>	CH-046-R-E
<b>Width</b>	2.00in (50.0mm)
<b>Internal Width</b>	1.56in (39.0mm)
<b>Height</b>	1.37in (35.0mm)
<b>Material</b>	Aluminum

### Features

- Available in 2 Meter Sections
- Extruded Aluminum Construction
- Anodized Matte Finish
- Consult Factory for Custom Lengths & Finishes

### Dimensions



Kelvix reserves the right to update the product specifications at any time. To maintain warranty, field modifications must follow approved Kelvix installation instruction.

Fixture Type \_\_\_\_\_

Project Name \_\_\_\_\_

Location \_\_\_\_\_

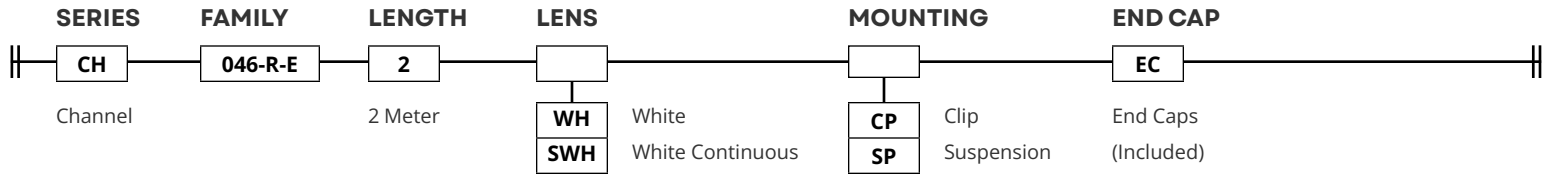







# Product Code Builder

CH-046-R-E

## Product Code Builder

Example: CH-046-R-E-2-WH-CP-EC



LENS	TRANSMISSION	MOUNTING	END CAP				
<p><b>White</b></p>  <p>CH-LNS-E-WH-2M</p>	<table border="1"> <tr> <td>WH</td> <td>73%</td> </tr> <tr> <td>SWH</td> <td>73%</td> </tr> </table>	WH	73%	SWH	73%	<p><b>Clip</b></p>  <p>CH-CLP-048-M</p>	<p><b>End Cap</b></p>  <p>CH-046-PAK-M</p>
WH	73%						
SWH	73%						
<p><b>White Continuous</b></p>  <p>CH-LNS-E-WH-25M</p>		<p><b>Suspension</b></p>  <p>CH-S-018R-3M</p>					

Kelvix reserves the right to update the product specifications at any time. To maintain warranty, field modifications must follow approved Kelvix installation instruction.

Fixture Type \_\_\_\_\_

Project Name \_\_\_\_\_

Location \_\_\_\_\_