



Complete Specification Sheet

CH-0201

CHANNEL



Channel 0201

Extruded Aluminum Mounting Channel

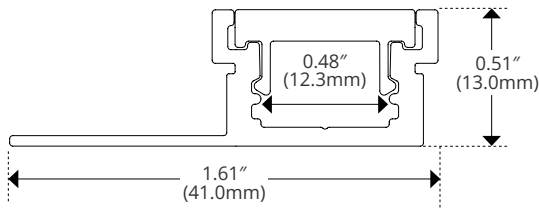
Specifications

Category	Rigid Channel
Series	Trimless / Mud-In
Family	CH-0201
Width	1.61in (41.0mm)
Internal Width	0.48in (12.3mm)
Height	0.51in (13.0mm)
Material	Aluminum

Features

- Create consistent lines of light that seamlessly transition from the floor to the wall to the ceiling with this series of channels.
- Ideal for tile, stone, and wood applications.
- Consult Factory for Compatible Light Sources when Using Channel in a Floor Application.
- Store in a Temperature Controlled Environment.
- Available in 2 Meter Sections
- Extruded Aluminum Construction
- Anodized Matte Finish
- Straight and Angled Connectors Available to Create Long, Continuous Runs
- Drywall Mud-in Mounting for a Seamless Recessed Look
- Consult Factory for Custom Lengths and Finishes
- Available In Various Finish Colors

Dimensions



Kelvix reserves the right to update the product specifications at any time. To maintain warranty, field modifications must follow approved Kelvix installation instruction.

Fixture Type _____

Project Name _____

Location _____




Product Code Builder

CH-0201


Product Code Builder

Example: CH0201-2-WH-EC



LENS

White



CH-LNS-AH-WH-2M

TRANSMISSION

WH | 70%

END CAP

End Cap



CH-EC-0200

Disposable Cover



Used to protect interior LED area during installation

Kelvix reserves the right to update the product specifications at any time. To maintain warranty, field modifications must follow approved Kelvix installation instruction.

Fixture Type _____

Project Name _____

Location _____