



Complete Specification Sheet

CH-011

Channel 011

Extruded Aluminum Mounting Channel



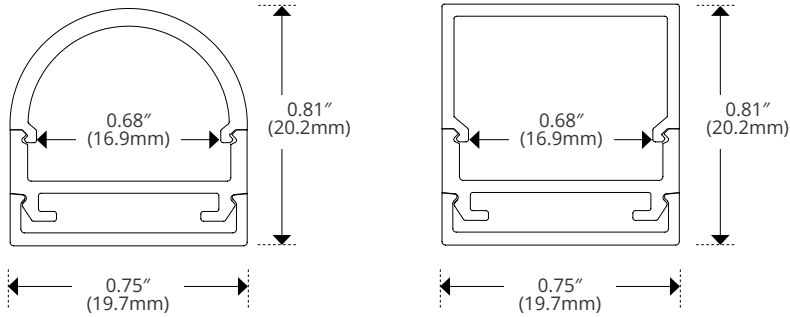
Specifications

Category	Rigid Channel
Series	Surface
Family	CH-011
Width	0.75in (19.7mm)
Internal Width	0.68in (16.9mm)
Height	0.81in (20.2mm)
Material	Aluminum

Features

- Available in 2 Meter Sections
- Extruded Aluminum Construction
- Anodized Matte Finish
- Consult Factory for Custom Lengths & Finishes
- For Indoor Use Only

Dimensions



Kelvix reserves the right to update the product specifications at any time. To maintain warranty, field modifications must follow approved Kelvix installation instruction.

Fixture Type _____

Project Name _____

Location _____

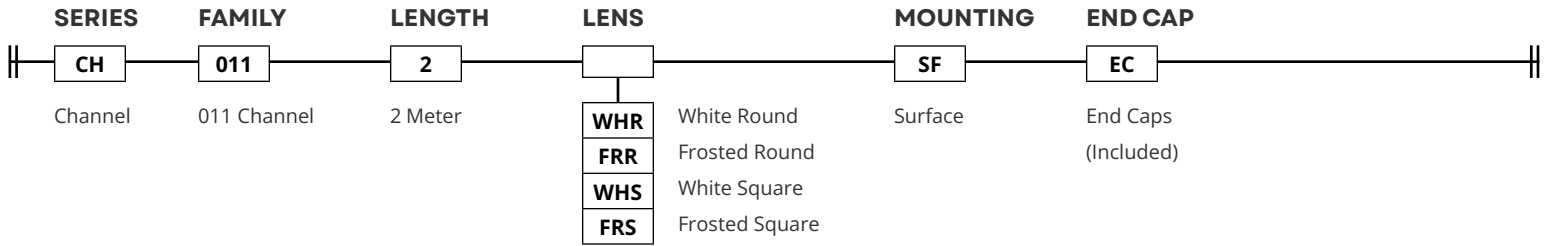


Product Code Builder

CH-011

Product Code Builder

Example: CH-011-2-WHR-CP-EC



LENS

White Round




| CH-LNS-011-WHR-2M |

TRANSMISSION

WHR	48%
FRR	92%
WHS	52%
FRS	96%


END CAP

Square End Cap



| CH-EC-011 |

White Square




| CH-LNS-011-WHS-2M |

Round End Cap




| CH-EC-011 |

Frosted Round



| CH-LNS-011-FRR-2M |

Frosted Square



| CH-LNS-011-FRS-2M |

Kelvix reserves the right to update the product specifications at any time. To maintain warranty, field modifications must follow approved Kelvix installation instruction.

Fixture Type _____

Project Name _____

Location _____