




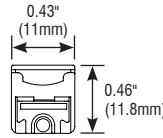
# FIZZIX™

## MODULAR LED LIGHTING SYSTEM

Fixture Type: \_\_\_\_\_

Project: \_\_\_\_\_

Location: \_\_\_\_\_



Length: FZX-4—3.94" (100mm), FZX-12—11.8" (300mm),  
 FZX-24—22.8" (580mm), FZX-36—34.6" (880mm), FZX-48—46.5" (1180mm)



MODEL	FZX-300-4	FZX-300-12	FZX-300-24	FZX-300-36	FZX-300-48
WATTS	1.25W	3.7W	8W	12W	16W
LUMENS	88 lm	259 lm	560 lm	840 lm	1,120 lm
LENGTH	3.94" (100mm)	11.8" (300mm)	22.8" (580mm)	34.6" (880mm)	46.5" (1180mm)

### PRODUCT FEATURES

- Direct View Without Diode Imaging
- Illuminated Modular Corners and Connections
- Magnetic or Fixed Mounting
- For Use with 24V Power Supplies
- Dimmable

### SPECIFICATIONS

Input Voltage	24VDC
Beam Angle	120°
CRI	90+
Dimensions (W × H)	0.43" (11mm) × 0.46" (11.8mm)
Dimming Options	PWM, Triac, 0-10V, DMX, Hi-lume, ELV
Max Run Length	16.4ft (5m) per Power Feed
Use Temp Range	-4°F (-20°C) to 113°F (45°C)

### ORDERING INFORMATION

Example: FZX-300-27K-4-24V-SV

Item	Output	CCT	Length	Voltage	Color
<b>FZX</b>	<b>300</b>			<b>24V</b>	<b>SV</b>
FZX—Fizzix	300—300 lm/ft	27K—2700K 30K—3000K 35K—3500K 40K—4000K 50K—5000K	4—3.94" 12—11.8" 24—22.8" 36—34.6" 48—46.5"	24V—24V	SV—Silver




Conforms to ANSI/UL Standard 1598  
 Certified to CAN/CSA Standard C22.2 No. 250.0





# FIZZIX™ CORNER AND JUNCTION

## STANDARD CORNER



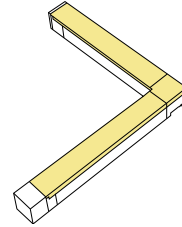
Example: FZX-089-083-27K-C

Item	Length	CCT	Shape
<b>FZX</b>	<b>089-083</b>		<b>C</b>
FZX—Fizzix	089-083—89×83mm	27K—2700K 30K—3000K 35K—3500K 40K—4000K 50K—5000K	C—Standard Corner

Watts 2.22W

Lumens 155 lm

Dimensions 3.50" × 3.27" × 0.46"  
(89 × 83 × 11.8mm)



## INSIDE CORNER



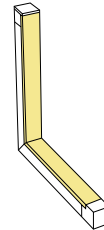
Example: FZX-094-092-27K-I

Item	Length	CCT	Shape
<b>FZX</b>	<b>094-092</b>		<b>I</b>
FZX—Fizzix	094-092—94×92mm	27K—2700K 30K—3000K 35K—3500K 40K—4000K 50K—5000K	I—Inside Corner

Watts 2.22W

Lumens 155 lm

Dimensions 3.70" × 3.62" × 0.46"  
(94 × 92 × 11.8mm)



## OUTSIDE CORNER



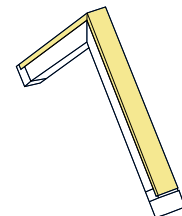
Example: FZX-096-093-27K-O

Item	Length	CCT	Shape
<b>FZX</b>	<b>096-093</b>		<b>O</b>
FZX—Fizzix	096-093—96×93mm	27K—2700K 30K—3000K 35K—3500K 40K—4000K 50K—5000K	O—Outside Corner

Watts 2.22W

Lumens 155 lm


Dimensions 3.78" × 3.66" × 0.46"  
(96 × 93 × 11.8mm)





# FIZZIX™ CORNER AND JUNCTION

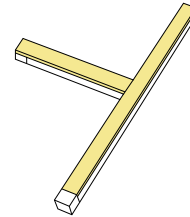
## T CONNECTOR




Example: FZX-177-090-27K-T

Item	Length	CCT	Shape
<b>FZX</b>	<b>177-090</b>		<b>T</b>
FZX—Fizzix	177-090—177×90mm	27K—2700K 30K—3000K 35K—3500K 40K—4000K 50K—5000K	T—T Connector

Watts	3.55W
Lumens	260 lm
Dimensions	6.97" × 3.54" × 0.46" (177 × 90 × 11.8mm)



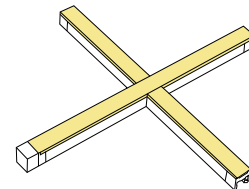
## CROSS CONNECTOR



Example: FZX-177-171-27K-X

Item	Length	CCT	Shape
<b>FZX</b>	<b>177-171</b>		<b>X</b>
FZX—Fizzix	177-171—177×171mm	27K—2700K 30K—3000K 35K—3500K 40K—4000K 50K—5000K	X—Cross Connector

Watts	4.44W
Lumens	310 lm
Dimensions	6.97" × 6.73" × 0.46" (177 × 171 × 11.8mm)





## FIZZIX™ MOUNTING AND POWER OPTIONS

### FLAT MOUNTING CLIP

*Mounts flat.*

FZX-CM-CLP-FL

*Included with every fixture*



### ANGLED MOUNTING CLIP

*Mounts at a 45° angle.*

FZX-CM-CLP-45



### MAGNETIC MOUNTS

*3M® Adhesive magnets.*


FZX-CM-MM



### HARDWIRE POWER FEED

*Connects Fizzix to power supply.*

FZX-CM-PWR-HW-72-SV



### CORD COUPLER

*Connects Fizzix.*

FZX-CM-JP-6-SV



### END CAPS

*Covers Terminals.*

FZX-CM-EC-SV

*Included with every fixture*

