

FIXTURE TYPE _____

PROJECT NAME _____

LOCATION _____



CH-602

EXTRUDED ALUMINUM MOUNTING CHANNEL



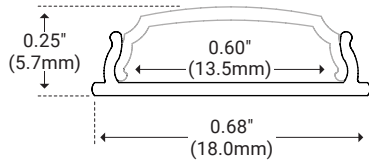
I Features

- Available in 2 Meter Sections
- Extruded Aluminum Construction
- Anodized Matte Finish
- Consult Factory for Custom Lengths & Finishes




I Specifications

Series	CH-602
Length	78.74" (2M)
Width	0.68" (18.0mm)
Height	0.25" (5.7mm)
Internal Width	0.60" (13.5mm)
Bend Radius	12.00" (304.8mm)


I Dimensions



I Options

	Description	Unit Number	Light Transmission
	Frosted Lens	FR	84%
	White Lens	WH	64%
	Mounting Clips	CP	--
	End Cap With Hole	EC	--
	End Cap Without Hole	EC	--

I Application



Field-Bendable Application

I Product Code Builder

Series	Length	Lens	Mounting	End Cap
CH-602 CH-602 – CH-602	2 2 – 2 Meters	FR – Frosted WH – White	CP CP – Mounting Clip	EC EC – End Caps (included)

Example: CH-602-2-FR-CP-EC