

FIXTURE TYPE _____

PROJECT NAME _____

LOCATION _____



CH-242-M

EXTRUDED ALUMINUM MOUNTING CHANNEL



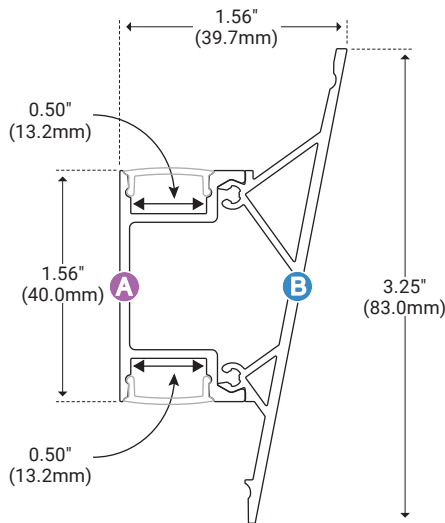
I Features

- Available in 2 Meter Sections
- Extruded Aluminum Construction
- Anodized Matte Finish
- Consult Factory for Custom Lengths & Finishes






I Specifications

Series	CH-242-M
Length	78.74" (2M)
Width	1.56" (39.7mm)
Internal Width	0.50" (13.2mm)
Height	3.25" (83.0mm)

I Dimensions



I Options

	Description	Unit Number
	White Lens	WH
	Frosted Lens	FR
	Clear Lens	CL
	End Cap With Hole	EC
	End Cap Without Hole	EC

I Product Code Builder

Series	Length	Lens	Mounting	End Cap
CH-242-M	2		NA	EC
CH-242-M – CH-242-M	2 – 2 Meters	WH – White FR – Frosted CL – Clear	NA – Not Applicable	EC – End Caps (included)

Example: CH-242-M-2-WH-NA-EC