

FIXTURE TYPE \_\_\_\_\_

PROJECT NAME \_\_\_\_\_

LOCATION \_\_\_\_\_



# CH-228-N

EXTRUDED ALUMINUM MOUNTING CHANNEL



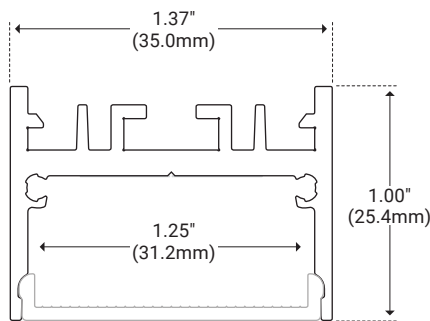
## I Features

- Available in 2 Meter Sections
- Extruded Aluminum Construction
- Anodized Matte Finish
- Consult Factory for Custom Lengths & Finishes












## I Specifications

Series	CH-228-N
Length	78.74" (2M)
Width	1.37" (35.0mm)
Internal Width	1.25" (31.2mm)
Height	1.00" (25.4mm)

## I Dimensions



## I Options

Description	Unit Number
 White Lens	WH
 Frosted Lens	FR
 Clear Lens	CL
 Mounting Clips	CP
 Suspension Kit	SP
 90° Connector	--
 90° Connector	--
 120° Connector	--
 180° Connector	--
 End Cap With Hole	EC
 End Cap Without Hole	EC

## I Product Code Builder

Series	Length	Lens	Mounting	End Cap
<b>CH-228-N</b>	<b>2</b>			<b>EC</b>
CH-228-N – CH-228-N	2 – 2 Meters	WH – White FR – Frosted CL – Clear	CP – Mounting Clip SP – Suspension	EC – End Caps (included) Example: CH-228-N-2-WH-CP-EC