

FIXTURE TYPE \_\_\_\_\_

PROJECT NAME \_\_\_\_\_

LOCATION \_\_\_\_\_



# CH-222

EXTRUDED ALUMINUM MOUNTING CHANNEL



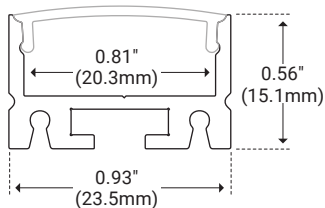
## I Features

- Available in 2 Meter Sections
- Extruded Aluminum Construction
- Anodized Matte Finish
- Consult Factory for Custom Lengths & Finishes









## I Specifications

Series	CH-222
Length	78.74" (2M)
Width	0.94" (23.5mm)
Height	0.56" (15.1mm)
Internal Width	0.81" (20.3mm)
Height of Pivot Clip @ 90°	1.18" (29.4mm)

## I Dimensions



## I Options

Description	Unit Number	Light Transmission
 Clear Lens	CL	96%
 Frosted Lens	FR	95%
 White Lens	WH	65%
 Mounting Clips	CP	--
 Suspension Kit	SP	--
 Pivot Clips	PV	--
 End Cap With Hole	EC	--
 End Cap Without Hole	EC	--

## I Product Code Builder

Series	Length	Lens	Mounting	End Cap
<b>CH222</b> CH222 – CH-222	<b>2</b> 2 – 2 Meters	<b>CL</b> – Clear <b>FR</b> – Frosted <b>WH</b> – White	<b>CP</b> CP – Mounting Clip SP – Suspension Kit PV – Pivot Clip	<b>EC</b> EC – End Caps (included)

Example: CH222-2-CL-CP-EC