

FIXTURE TYPE _____

PROJECT NAME _____

LOCATION _____



CH-211

EXTRUDED ALUMINUM MOUNTING CHANNEL



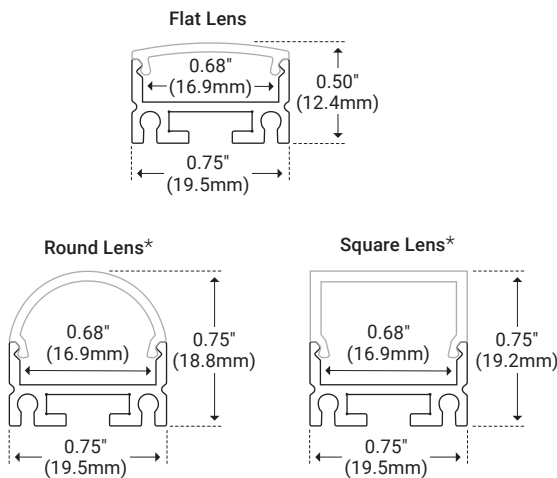
I Features

- Available in 2 Meter Sections
- Extruded Aluminum Construction
- Anodized Matte Finish
- Consult Factory for Custom Lengths & Finishes











I Specifications

Series	CH-211
Length	78.74" (2M)
Width	0.75" (19.5mm)
Internal Width	0.68" (16.9mm)
Height (Square)	0.75" (19.2mm)
Height (Round)	0.75" (18.8mm)
Height (Flat)	0.50" (12.4mm)
Pivot Clip Height @ 90°	1.12" (28.5mm)

I Dimensions



I Options

Description	Unit Number
 Frosted Flat Lens	FRF
 White Flat Lens	WHF
 White Round Lens*	WHR
 White Square Lens*	WHS
 Pivot Mounting Clip	PV
 Metal Mounting Clip	CP
 Suspension Cable	SP
 Square End Caps	SEC
 Flat End Caps	FEC
 Round End Caps	REC

I Product Code Builder

Series	Length	Lens	Mounting	End Cap
CH-211	2			EC
CH-211 – CH-211	2 – 2 Meters	FRF – Frosted Flat WHF – White Flat WHR – White Round* WHS – White Square*	PV – Pivot Mounting Clip CP – Metal Mounting Clip SP – Suspension	EC – End Caps (included)

Example: CH-211-2-FRF-PV-EC

* For Indoor Use Only