



CH-016

EXTRUDED ALUMINUM MOUNTING CHANNEL

Fixture Type: _____

Project: _____


Location: _____

PRODUCT FEATURES

- Available in 2 meter sections
- Extruded aluminum construction
- Anodized matte finish
- Consult factory for custom lengths & finishes

SPECIFICATIONS

Model	CH-016
Length	78.74" (2m)
Overall Width	1.188" (30mm)
Internal Width	0.813" (20.2mm)
Height	1.188" (30mm)




White round lens (WHR)
Frosted round lens (FRR)



Round end cap with hole
Round end cap without hole



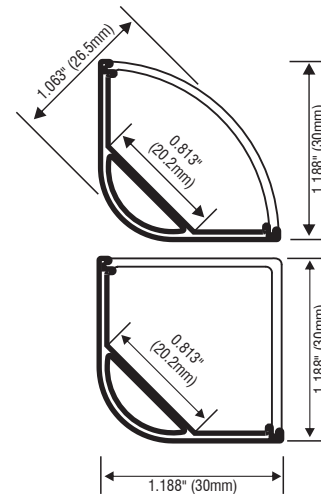
Mounting Clips (CP)



White square lens (WHS)
Frosted square lens (FRS)



Square end cap with hole
Square end cap without hole



ORDERING INFORMATION

Example: **CH016-2-WHR-CP-EC**

