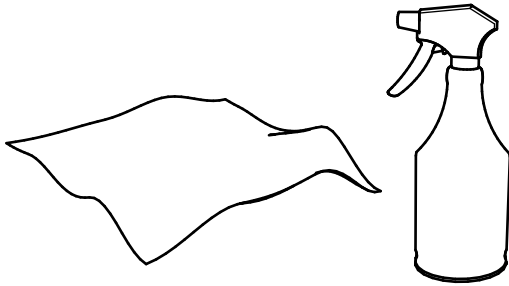




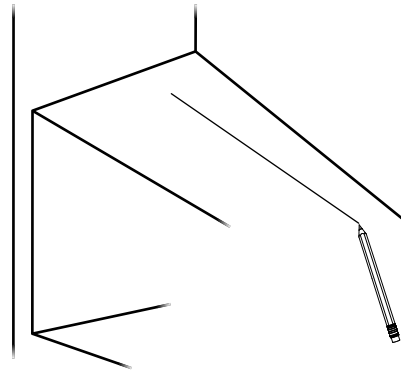
# FIZZIX™

## INSTALLATION INSTRUCTIONS

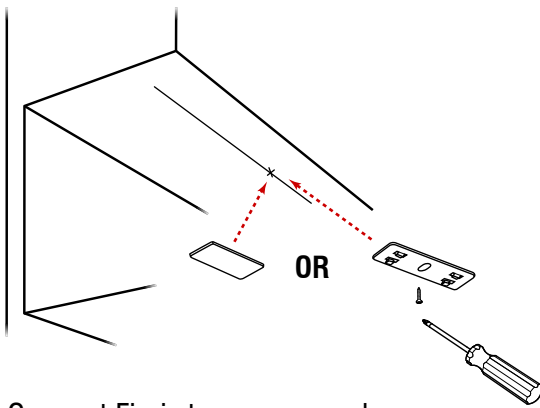
- ① Prepare mounting surface by removing any dirt, debris, or moisture.



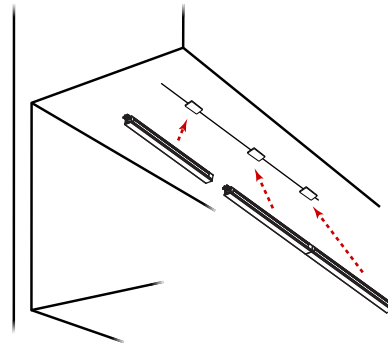
- ② Layout Fizzix in desired configuration then mark path on mounting surface.



- ③ Affix mounting clips or magnetic mounts. At least one mount per unit of Fizzix is recommended.



- ④ Click Fizzix pieces together and press into mounting points.



- ⑤ Connect Fizzix to power supply.

