



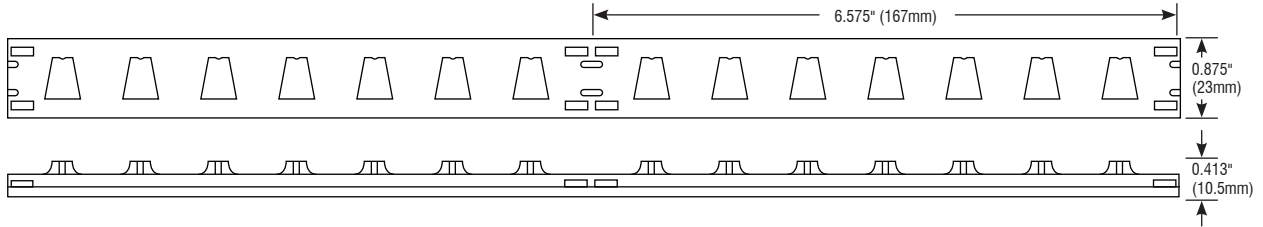
FLOPTIX™ ASYMMETRIC

FLEXIBLE OPTICS

Fixture Type: _____

Project: _____

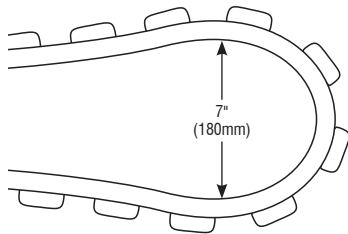
Location: _____



MODEL	FXA-24K-450	FXA-27K-450	FXA-30K-450	FXA-35K-450	FXA-40K-450	FXA-50K-450
KELVIN	2400K	2700K	3000K	3500K	4000K	5000K
LUMENS	478 lm/ft	498 lm/ft	527 lm/ft	556 lm/ft	576 lm/ft	587 lm/ft

PRODUCT FEATURES

- Factory Built to Length
- 110° × 70° Asymmetric Beam
- Flexible
- IP67



SPECIFICATIONS

Series	FXA—Floptix Asymmetric
Input Voltage	24 VDC
Watts per Foot	4.88W/ft
Beam Angle	110° × 70°
Max Run Length	16 ft per Power Feed
Cut Intervals	6.575" (167mm)
Bend Diameter	7" (180mm)
Tape Dimensions	0.875" (23mm) × 0.413" (10.5mm)
CRI	90+
Dimming Options	PWM, Triac, 0–10V, DMX, Hi-lume
Temp Range	-40°F (-40°C) to 113°F (45°C)

ORDERING INFORMATION

Example: FXA-24K-450-11070-E-5FT-5.75IN

Item	CCT	Output	Beam Angle	Feed Point	Feet	Inches
FXA		450	11070		_ FT	_ IN
FXA—Floptix Asymmetric	24K—2400K 27K—2700K 30K—3000K 35K—3500K 40K—4000K 50K—5000K	450—450 lm/ft	11070—110° × 70°	SL—Side Feed Left SR—Side Feed Right E—End Feed	Length — Enter number of feet, followed by any remaining inches. (i.e. 5FT-5.75IN) <i>Max run length is 16ft per Power Feed.</i>	

Conforms to ANSI/UL Standard 2108
 Certified to CAN/CSA Standard C22.2 No. 250.0

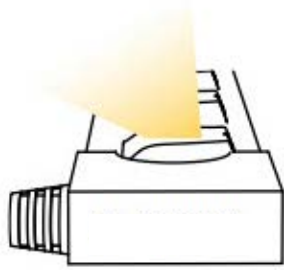




FLOPTIX™ ASYMMETRIC

FLEXIBLE OPTICS


FEED POINT GUIDE



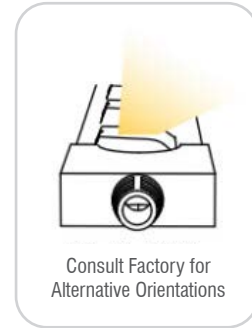
SL—Side Feed Left



E—End Feed



SR—Side Feed Right

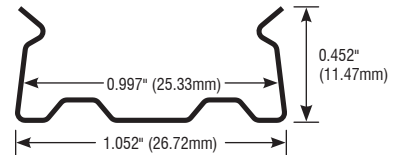


MOUNTING CLIPS (10 PER PACK)



SPECIFICATIONS

Model	FX-CM-CLP
Material	Stainless Steel
Length	0.59" (15mm)
Width	1.052" (26.72mm)
Height	0.452" (11.47mm)
Internal Width	0.997" (25.33mm)



ALUMINUM CHANNEL



SPECIFICATIONS

Model	FX-CM-CH
Material	Aluminum
Length	39.37" (1m)
Width	1.181" (30mm)
Height	0.421" (10.7mm)
Internal Width	1.083" (27.5mm)

