



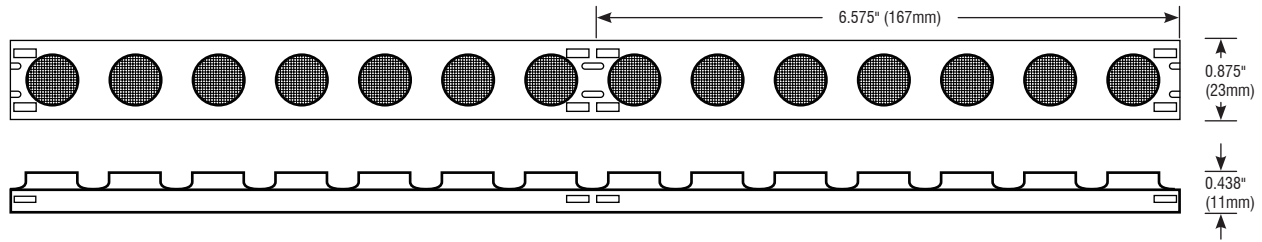
# FLOPTIX™

## FLEXIBLE OPTICS

Fixture Type: \_\_\_\_\_

Project: \_\_\_\_\_

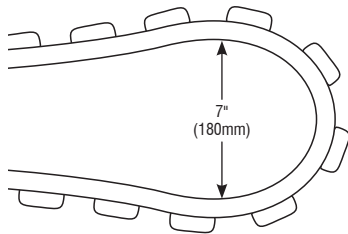
Location: \_\_\_\_\_



MODEL	FX-24K-650	FX-27K-650	FX-30K-650	FX-35K-650	FX-40K-650	FX-50K-650
KELVIN	2400K	2700K	3000K	3500K	4000K	5000K
LUMENS	572 lm/ft	597 lm/ft	632 lm/ft	666 lm/ft	691 lm/ft	705 lm/ft

### PRODUCT FEATURES

- Factory Built to Length
- Multiple Beam Options
- Flexible
- IP67



### SPECIFICATIONS

Series	FX—Floptix
Input Voltage	24 VDC
Watts per Foot	5.85W/ft
Beam Angle	20°, 30°, 40°, 50°, and 20° × 30°
Max Run Length	16 ft per Power Feed
Cut Intervals	6.575" (167mm)
Bend Diameter	7" (180mm)
Tape Dimensions	0.875" (23mm) × 0.438" (11mm)
CRI	90+
Dimming Options	PWM, Triac, 0–10V, DMX, Hi-lume
Temp Range	-40°F (-40°C) to 113°F (45°C)

### ORDERING INFORMATION

Example: FX-24K-650-20-E-5FT-5.75IN

Item	CCT	Output	Beam Angle	Feed Point	Feet	Inches
<b>FX</b>		<b>650</b>			<b>_FT</b>	<b>_IN</b>
FX—Floptix	24K—2400K 27K—2700K 30K—3000K 35K—3500K 40K—4000K 50K—5000K	650—650 lm/ft	20—20° 30—30° 40—40° 50—50° 2030—20° × 30°	SL—Side Feed Left SR—Side Feed Right E—End Feed	Length— Enter number of feet, followed by any remaining inches. (i.e. 5FT-5.75IN) Max run length is 16ft per Power Feed.	

Conforms to ANSI/UL Standard 2108  
Certified to CAN/CSA Standard C22.2 No. 250.0

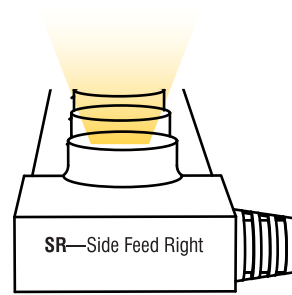
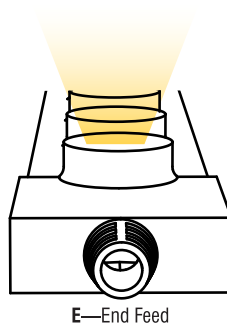
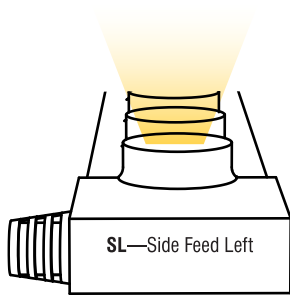




# FLOPTIX™

FLEXIBLE OPTICS

## FEED POINT GUIDE

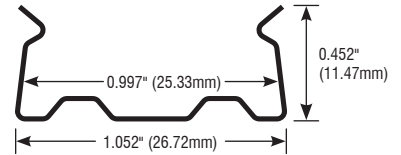


## MOUNTING CLIPS (10 PER PACK)



## SPECIFICATIONS

Model	FX-CM-CLP
Material	Stainless Steel
Length	0.59" (15mm)
Width	1.052" (26.72mm)
Height	0.452" (11.47mm)
Internal Width	0.997" (25.33mm)



## ALUMINUM CHANNEL



## SPECIFICATIONS

Model	FX-CM-CH
Material	Aluminum
Length	39.37" (1m)
Width	1.181" (30mm)
Height	0.421" (10.7mm)
Internal Width	1.083" (27.5mm)

