

FIXTURE TYPE \_\_\_\_\_

PROJECT NAME \_\_\_\_\_

LOCATION \_\_\_\_\_



# CH-602

EXTRUDED ALUMINUM MOUNTING CHANNEL



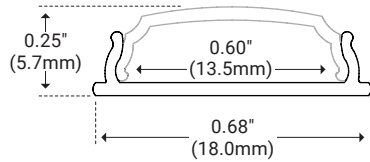
## I Features

- Available in 2 Meter Sections
- Extruded Aluminum Construction
- Anodized Matte Finish
- Consult Factory for Custom Lengths & Finishes




## I Specifications

Series	CH-602
Length	78.74" (2M)
Width	0.68" (18.0mm)
Height	0.25" (5.7mm)
Internal Width	0.60" (13.5mm)


## I Dimensions



## I Options

	Description	Unit Number	Light Transmission
	Frosted Lens	FR	84%
	White Lens	WH	64%
	Mounting Clips	CP	--
	End Cap With Hole	EC	--
	End Cap Without Hole	EC	--

## I Application



Field-Bendable Application

## I Product Code Builder

Series	Length	Lens	Mounting	End Cap
<b>CH602</b> CH602 – CH-602	<b>2</b> 2 – 2 Meters	<b>FR – Frosted</b> <b>WH – White</b>	<b>CP</b> CP – Mounting Clip	<b>EC</b> EC – End Caps (included)

Example: CH602-2-FR-CP-EC