

FIXTURE TYPE _____

PROJECT NAME _____

LOCATION _____



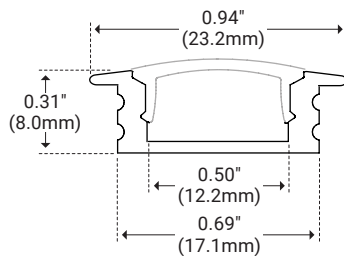
I Features

- Available in 2 Meter Sections
- Extruded Aluminum Construction
- Anodized Matte Finish
- Consult Factory for Custom Lengths & Finishes







I Specifications

| | |
|----------------|------------------|
| Series | CH-501-A |
| Length | 78.74" (2M) |
| Top Width | 0.94" (23.2.0mm) |
| Bottom Width | 0.69" (17.1mm) |
| Height | 0.31" (8.0mm) |
| Internal Width | 0.50" (12.2mm) |

I Dimensions



I Options

| Description | Unit Number | Light Transmission |
|--|-------------|--------------------|
|  Clean Lens | CL | 99% |
|  Frosted Lens | FR | 99% |
|  White Lens | WH | 54% |
|  End Cap With Hole | EC | -- |
|  End Cap Without Hole | EC | -- |
|  Application | -- | -- |

I Product Code Builder

| Series | Length | Lens | Mounting | End Cap |
|------------------------------------|--------------------------|---|----------------------------|---------------------------------------|
| CH501A CH501A – CH-501-A | 2 2 – 2 Meters | CL – Clear FR – Frosted WH – White | RC RC – Recessed | EC EC – End Caps (included) |

Example: CH501A-2-CL-RC-EC