

FIXTURE TYPE _____

PROJECT NAME _____

LOCATION _____



CH-241-M

EXTRUDED ALUMINUM MOUNTING CHANNEL



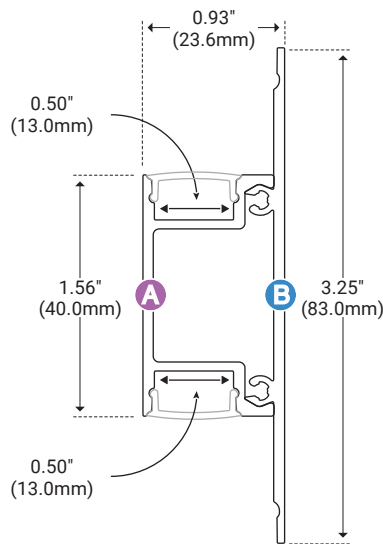
I Features

- Available in 2 Meter Sections
- Extruded Aluminum Construction
- Anodized Matte Finish
- Consult Factory for Custom Lengths & Finishes






I Specifications

| | |
|----------------|----------------|
| Series | CH-241-M |
| Length | 78.74" (2M) |
| Width | 0.93" (23.6mm) |
| Internal Width | 0.50" (13.0mm) |
| Height | 3.25" (83.0mm) |

I Dimensions



I Options

| Description | Unit Number |
|--|-------------|
|  White Lens | WH |
|  Frosted Lens | FR |
|  Clear Lens | CL |
|  End Cap With Hole | EC |
|  End Cap Without Hole | EC |

I Product Code Builder

| Series | Length | Lens | Mounting | End Cap |
|------------------------------------|--------------------------|---|----------------------------------|---|
| CH241M CH241M – CH-241-M | 2 2 – 2 Meters | WH – White FR – Frosted CL – Clear | NA NA – Not Applicable | EC EC – End Caps (included) Example: CH241M-2-WH-NA-EC |