

FIXTURE TYPE _____

PROJECT NAME _____

LOCATION _____



CH-045-R-E

EXTRUDED ALUMINUM MOUNTING CHANNEL



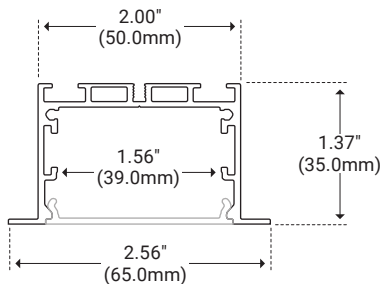
I Features

- Available in 2 Meter Sections
- Extruded Aluminum Construction
- Anodized Matte Finish
- Consult Factory for Custom Lengths & Finishes




I Specifications

Series	CH-045-R-E
Length	78.74" (2M)
Width	2.56" (65.0mm)
Height	1.37" (35.0mm)
Internal Width	1.56" (39.0mm)

I Dimensions



I Options

	Description	Unit Number
	White Lens	WH
	Mounting Clips	CP
	End Cap Without Hole	EC

I Product Code Builder

Series	Length	Lens	Mounting	End Cap
CH045RE	2	WH	CP	EC
CH045RE – CH-045-R-E	2 – 2 Meters	WH – White	CP – Mounting Clip	EC – End Caps (included)

Example: CH045RE-2-WH-CP-EC