

FIXTURE TYPE _____

PROJECT NAME _____

LOCATION _____



CH-006

EXTRUDED ALUMINUM MOUNTING CHANNEL



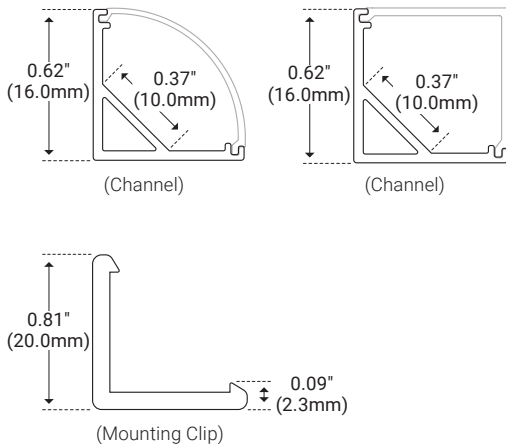
I Features

- Available in 2 Meter Sections
- Extruded Aluminum Construction
- Anodized Matte Finish
- Consult Factory for Custom Lengths & Finishes










I Specifications

Series	CH006
Length	78.74" (2M)
Width	0.62" (16.0mm)
Height	0.62" (16.0mm)
Internal Width	0.37" (10.0mm)
Clip Height	0.81" (20.0mm)

I Dimensions



I Options

Description	Unit Number	Light Transmission
 White Round Lens	WHR	56%
 Frosted Round Lens	FRR	95%
 White Square Lens	WHS	45%
 Frosted Square Lens	FRS	96%
 Round End Cap With Hole	--	--
 Round End Cap Without Hole	--	--
 Square End Cap With Hole	--	--
 Square End Cap Without Hole	--	--
 Mounting Clips	CP	--

I Product Code Builder

Series	Length	Lens	Mounting	End Cap
CH006	2		CP	EC
CH006 – CH-006	2 – 2 Meters	WHR – White Round FRR – Frosted Round WHS – White Square FRS – Frosted Square	CP – Mounting Clip	EC – End Caps (included)

Example: CH006-2-WHR-CP-EC