

FIXTURE TYPE _____

PROJECT NAME _____

LOCATION _____



CH-607

EXTRUDED ALUMINUM MOUNTING CHANNEL



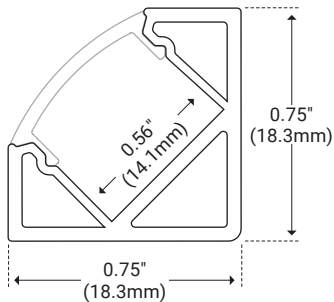
I Features

- Available in 2 Meter Sections
- Extruded Aluminum Construction
- Anodized Matte Finish
- Consult Factory for Custom Lengths & Finishes







I Specifications

Series	CH-607
Length	78.74" (2M)
Width	0.75" (18.3mm)
Height	0.75" (18.3mm)
Internal Width	0.56" (14.1mm)

I Dimensions



I Options

Description	Unit Number	Light Transmission
 Clear Lens	CL	99%
 Frosted Lens	FR	83%
 White Lens	WH	34%
 Mounting Clips	CP	--
 End Cap With Hole	EC	--
 End Cap Without Hole	EC	--

I Product Code Builder

Series	Length	Lens	Mounting	End Cap
CH607 CH607 – CH-607	2 2 – 2 Meters	CL – Clear FR – Frosted WH – White	CP CP – Mounting Clip	EC EC – End Caps (included)

Example: CH607-2-CL-CP-EC