

FIXTURE TYPE _____

PROJECT NAME _____

LOCATION _____



CH-242-M

EXTRUDED ALUMINUM MOUNTING CHANNEL



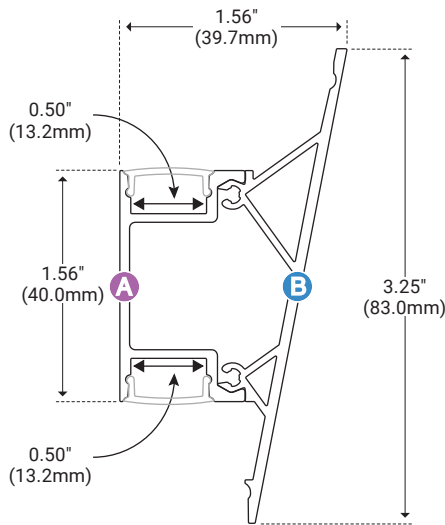
I Features

- Available in 2 Meter Sections
- Extruded Aluminum Construction
- Anodized Matte Finish
- Consult Factory for Custom Lengths & Finishes






I Specifications

Series	CH-242-M
Length	78.74" (2M)
Width	1.56" (39.7mm)
Internal Width	0.50" (13.2mm)
Height	3.25" (83.0mm)

I Dimensions



I Options

Description	Unit Number
 White Lens	WH
 Frosted Lens	FR
 Clear Lens	CL
 End Cap With Hole	EC
 End Cap Without Hole	EC

I Product Code Builder

Series	Length	Lens	Mounting	End Cap
CH242M CH242M – CH-242-M	2 2 – 2 Meters	WH – White FR – Frosted CL – Clear	NA NA – Not Applicable	EC EC – End Caps (included) Example: CH242M-2-WH-NA-EC