

FIXTURE TYPE _____

PROJECT NAME _____

LOCATION _____



CH-222

EXTRUDED ALUMINUM MOUNTING CHANNEL



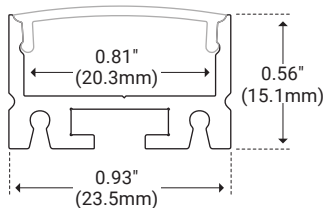
I Features

- Available in 2 Meter Sections
- Extruded Aluminum Construction
- Anodized Matte Finish
- Consult Factory for Custom Lengths & Finishes









I Specifications

Series	CH-222
Length	78.74" (2M)
Width	0.94" (23.5mm)
Height	0.56" (15.1mm)
Internal Width	0.81" (20.3mm)
Height of Pivot Clip @ 90°	1.18" (29.4mm)

I Dimensions



I Options

	Description	Unit Number	Light Transmission
	Clear Lens	CL	96%
	Frosted Lens	FR	95%
	White Lens	WH	65%
	Mounting Clips	CP	--
	Suspension Kit	SP	--
	Pivot Clips	PV	--
	End Cap With Hole	EC	--
	End Cap Without Hole	EC	--

I Product Code Builder

Series	Length	Lens	Mounting	End Cap
CH222 CH222 – CH-222	2 2 – 2 Meters	CL – Clear FR – Frosted WH – White	CP – Mounting Clip SP – Suspension Kit PV – Pivot Clip	EC EC – End Caps (included)

Example: CH222-2-CL-CP-EC